

PORI

HONG KONG PUBLIC OPINION RESEARCH INSTITUTE

香 港 民 意 研 究 所

**Wrap up Analysis on
Tracking Poll Research Results**

March 22, 2023

Analysis Topics

2

- HKPORI analyzed all data collected concurrently for both survey modules on “government popularity” and “social indicators” over the past 25 years (1997-2023), in order to understand the correlation between people’s satisfaction towards the overall performance of the SAR Government and the ratings of different social indicators.
- **Correlation coefficient analysis** and **simple linear regression analysis** have been applied, but between 2010 and 2013, the data collection periods for these two survey modules did not concur, thus these 4 years’ data are not included in these further analyses.

Table of Analysis Results

3

Rank	Social and freedom indicators	1997-2023 Correlation coefficient	1997-2023 Regression unstandardized coefficient
1	Degree of democracy	+0.465	+0.917
2	Freedom of press	+0.443	+0.904
3	Freedom of speech	+0.430	+0.865
4	Freedom of publication	+0.421	+0.837
4	Degree of fairness	+0.421	+0.780
6	Degree of stability	+0.419	+0.781
7	Degree of freedom	+0.415	+0.767
8	Compliance with the rule of law	+0.414	+0.767
9	Freedom of association	+0.409	+0.845
10	Freedom of procession and demonstration	+0.391	+0.898

Table of Analysis Results

4

Rank	Social and freedom indicators	1997-2023 Correlation coefficient	1997-2023 Regression unstandardized coefficient
11	Degree of prosperity	+0.380	+0.683
12	Freedom to engage in academic research	+0.365	+0.695
13	Freedom to engage in artistic and literary creation	+0.361	+0.705
14	Degree of social welfare sufficiency	+0.350	+0.653
15	Degree of equality	+0.344	+0.617
15	Fairness of the judicial system	+0.344	+0.628
17	Freedom to strike	+0.340	+0.755
18	Degree of corruption-free practices	+0.331	+0.592
19	Degree of public order	+0.299	+0.493
20	Degree of civilization	+0.293	+0.489
21	Freedom to enter or leave Hong Kong	+0.292	+0.507
22	Degree of efficiency	+0.283	+0.501
23	Freedom of religious belief	+0.251	+0.401
24	Impartiality of the courts	+0.248	+0.442
25	Support rating of Chief Justice of the Court of Final Appeal	+0.148	+2.407

Analysis Results

5

- Results showed that all correlation coefficients are in positive values, reflecting a positive correlation between people's appraisal of government performance and social indicators. Coincidentally, all unstandardized regression coefficients are also positive, reflecting that the higher people's appraisal of social indicators, the more satisfied they are with the government's performance in general, and vice versa.
- Comparing the results of 1997-2009 and 2014-2023, HKPORI finds that the absolute values of correlation coefficients and unstandardized regression coefficients in recent years are larger than those of the first decade after the handover, reflecting that the positive relationship among variables has become more obvious in recent years.

Analysis Results

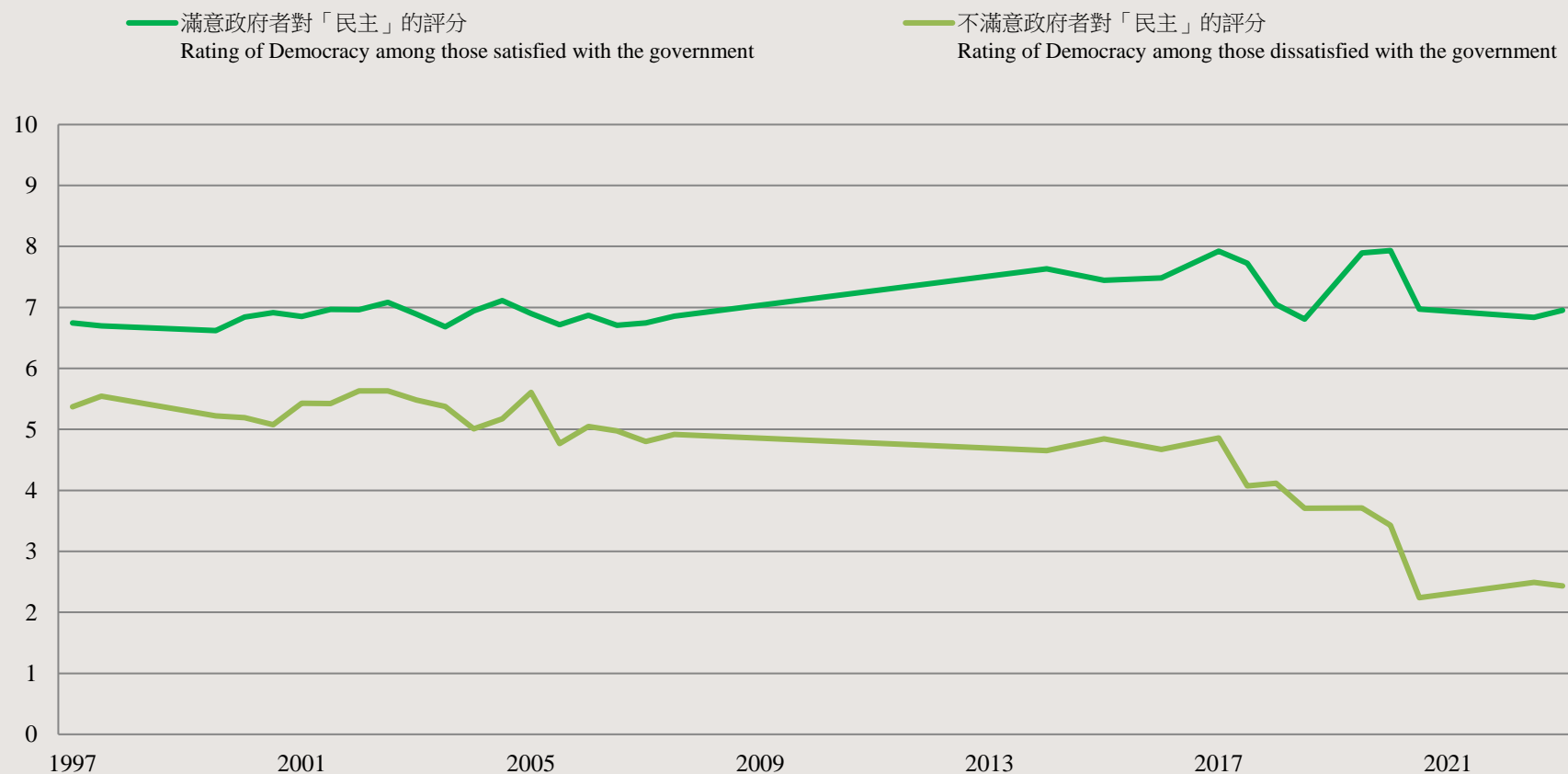
6

- In terms of absolute values, the 5 indicators with highest correlation coefficients are “degree of democracy”, “freedom of press”, “freedom of speech”, “freedom of publication” and “degree of fairness”, meaning there is a relatively stronger relationship between people’s appraisal of these 5 indicators and the government performance.

Analysis Results

7

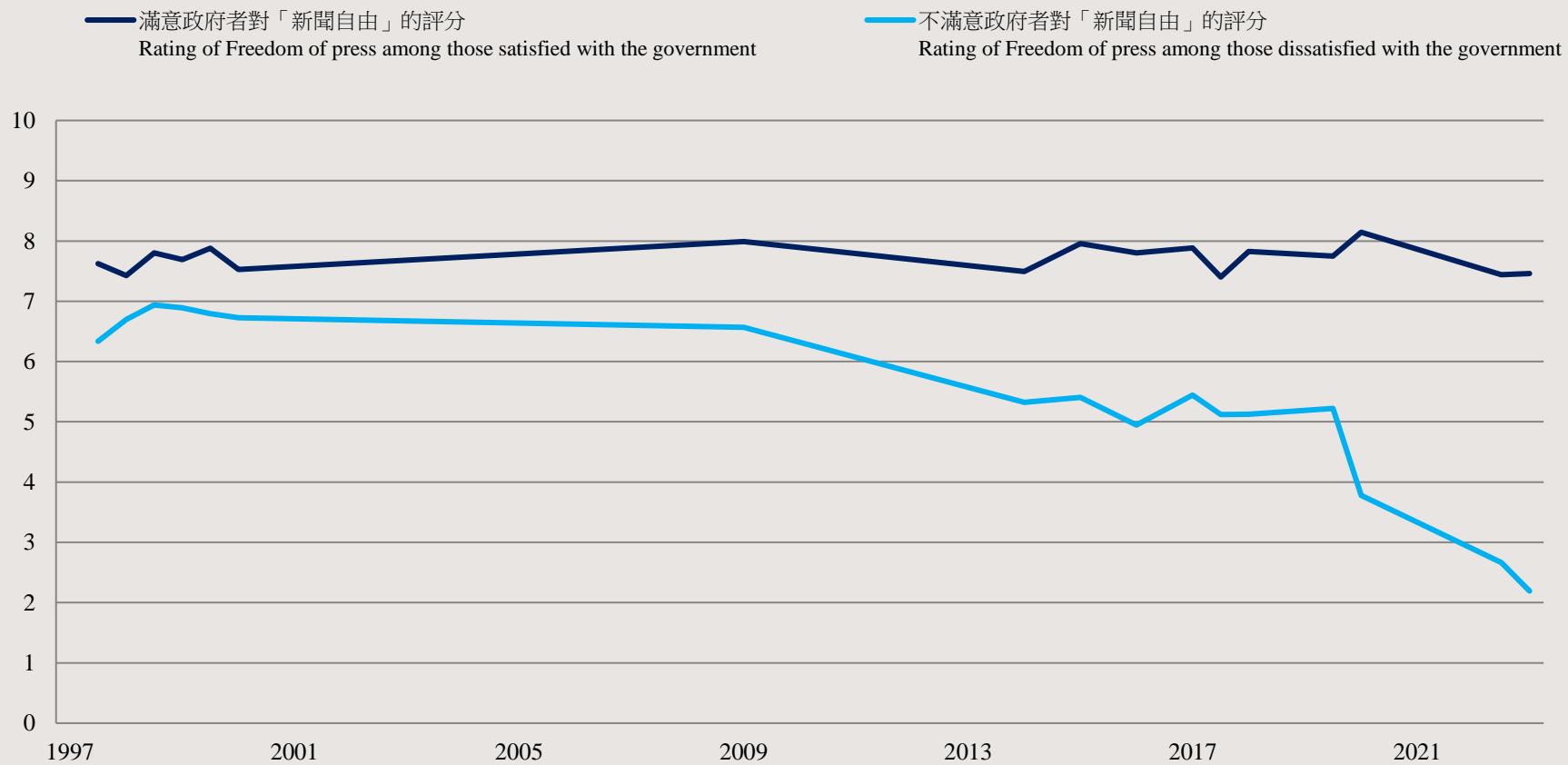
政府民望與「民主」指標的相互關係 (1997-2023) Correlation between government popularity and “Democracy” rating (1997 – 2023)



Analysis Results

8

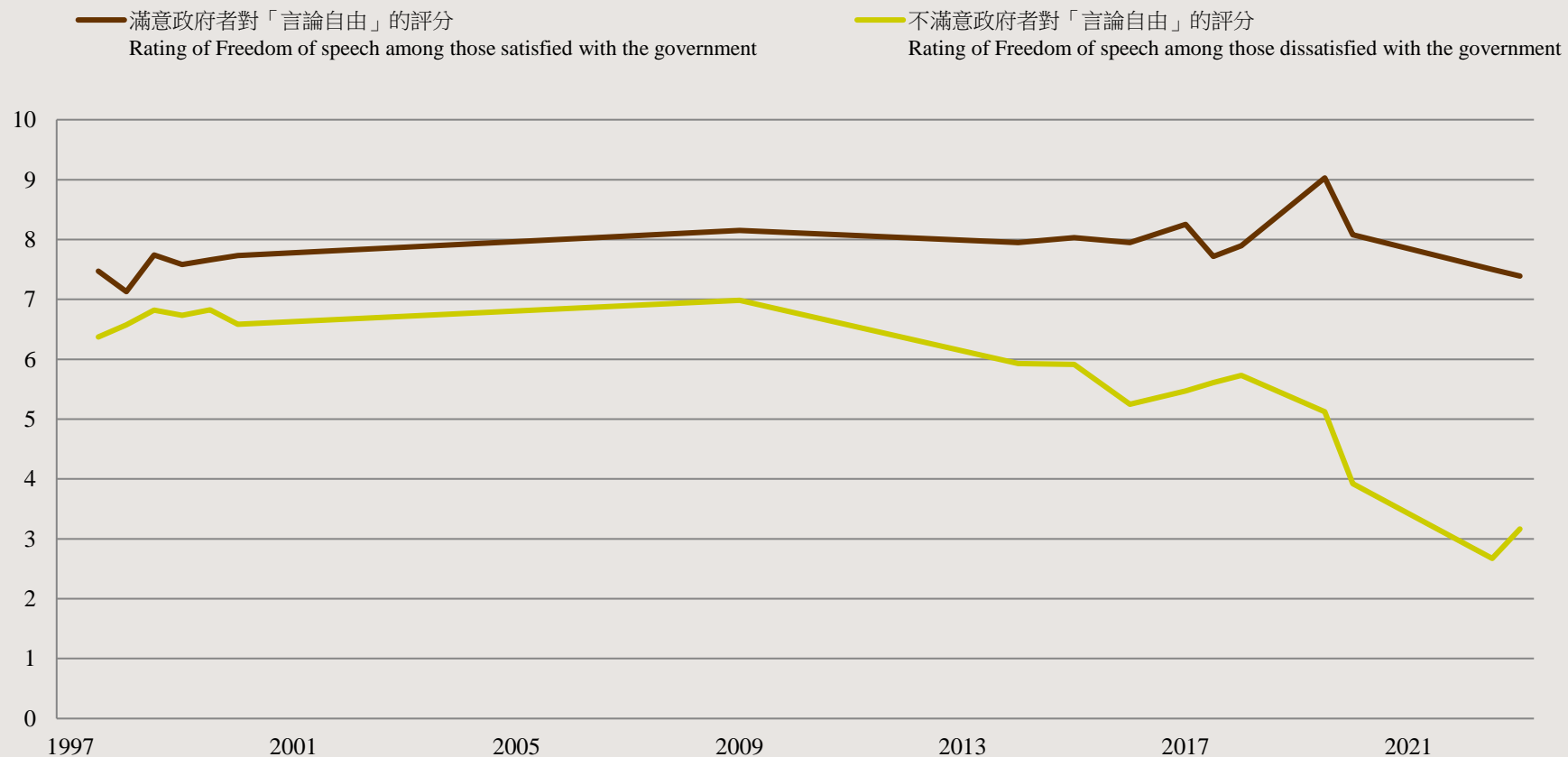
政府民望與「新聞自由」的相互關係 (1997-2023) Correlation between government popularity and “Freedom of press” rating (1997 – 2023)



Analysis Results

9

政府民望與「言論自由」的相互關係 (1997-2023) Correlation between government popularity and “Freedom of speech” rating (1997 – 2023)

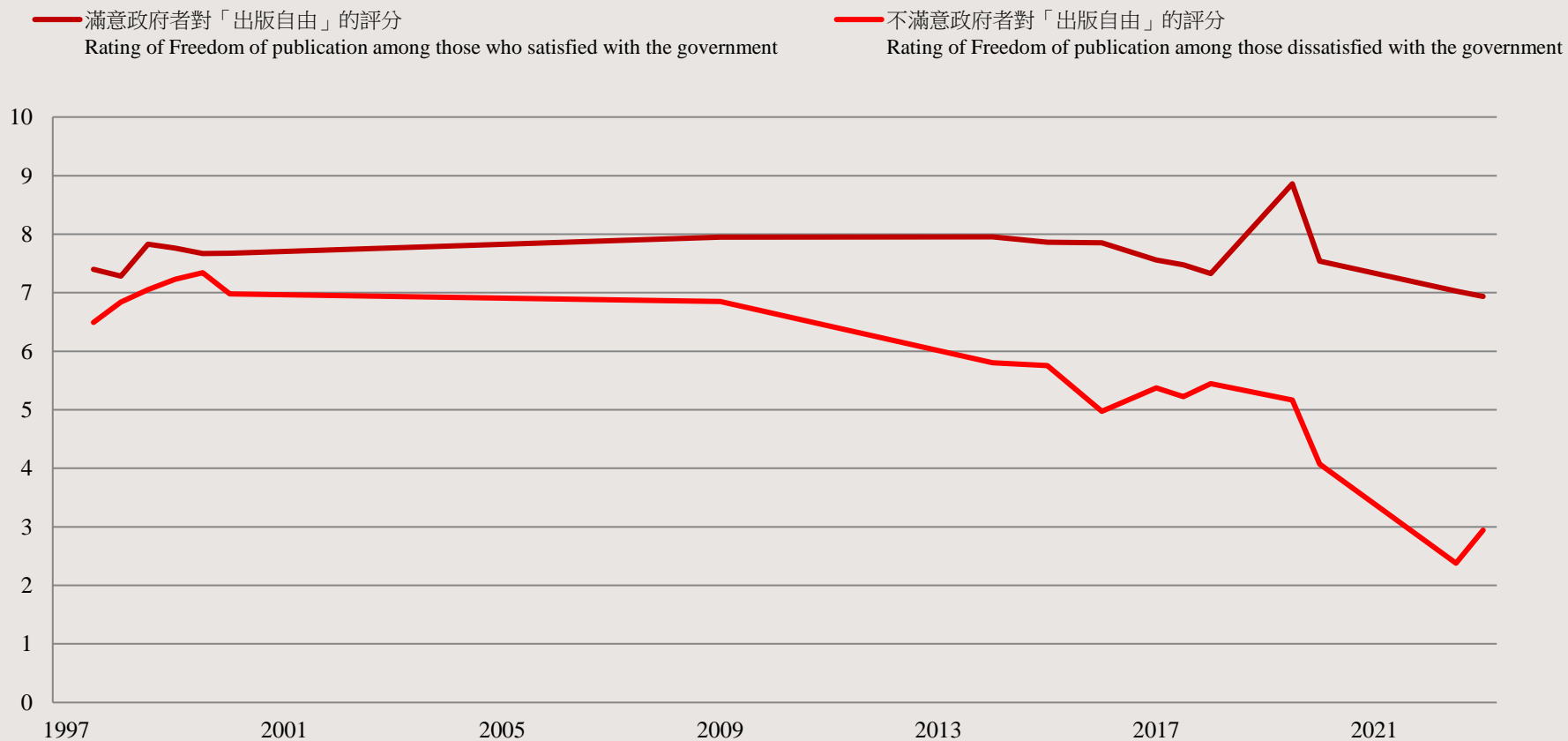


Analysis Results

10

政府民望與「出版自由」的相互關係 (1997-2023)

Correlation between government popularity and “Freedom of publication” rating (1997 – 2023)



Analysis Results

11

政府民望與「公平」的相互關係 (1997-2023) Correlation between government popularity and “Fairness” rating (1997 – 2023)

