



HONG KONG PUBLIC OPINION RESEARCH INSTITUTE
香港民意研究所

Tel 電話: (852) 3844 3111

Fax 傳真: (852) 3705 3361

Website 網址: <https://www.pori.hk>

Address: Units 9-11, 6/F, Tower B, Southmark, 11 Yip Hing Street, Wong Chuk Hang

地址: 黃竹坑業興街 11 號南滙廣場 B 座 6 樓 9-11 室

2024 年 1 月 2 日 新聞公報 (修訂本)

香港民研發放「第二代民情指數」系列更新

特別宣佈

踏入新的一年，香港民意研究所（香港民研）祝願所有香港和地球人在 2024 年有一個新的開始，繼續為個人目標和社會理想向前邁進！香港民研會繼續謹守崗位，在嚴峻的環境下開拓新天地，努力為香港及世界各地仍然對民意研究有抱負和堅持的人士和合作夥伴提供最專業和科學的民意數據。香港民研，永遠向前！

最新數據

香港民研今日發放「民情指數第 6.18 號報告」，題為「第二代民情指數系列更新」，屬於第二代民情指數的第十八份報告。民情指數的正常水平設定值為 100，標準差設定為 15，請[點擊這裏](#)閱讀民情指數的計算方法。

香港民研於 2023 年 9 月 5 日發放「民情指數第 6.7 號報告：民情指數按月分析」，展示了由 1992 年 7 月至 2023 年 8 月期間的民情走勢。香港民研今日發放的「民情指數第 6.18 號報告」將分析的統計日期延伸至 2023 年 12 月，包含前後 32 年期間共 378 個數據點，然後繪成圖表，涵蓋 1992 年至今共六位港督及特首的任期，包括現任特首李家超。

聚焦特首李家超上任以來的民情，可見政評數值（按月）於過去 18 個月以來相對比較平穩，維持在 109 至 118 之間窄幅上落。至於社評數值（按月），則於 2023 年 2 月急升至高位，原因是市民於 2 月和 5 月兩次調查中對各項社會狀況作出相對正面的評價。及至 2023 年 7 月，社評數值開始回落至年初的水平，隨後 8 月至 12 月一直變化不大。而整體民情指數（按月）的走勢大致相同，於過去 18 個月沒有出現大上大落，而 2023 年 2 月為李家超上任以來的民情最高點。

以下是有關分析的近期數表和圖表：

數表：特首李家超上任以來的民情指數（按月分析）

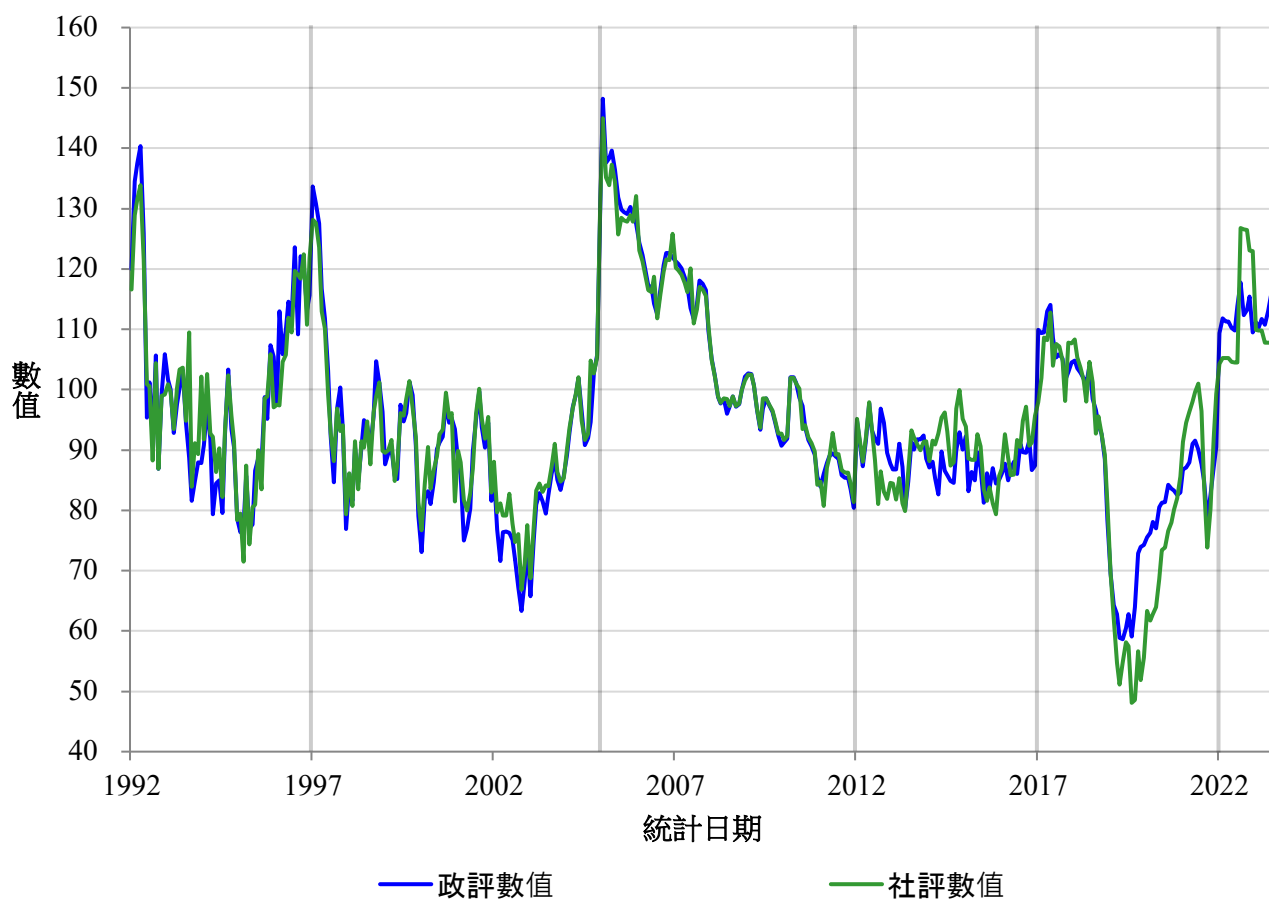
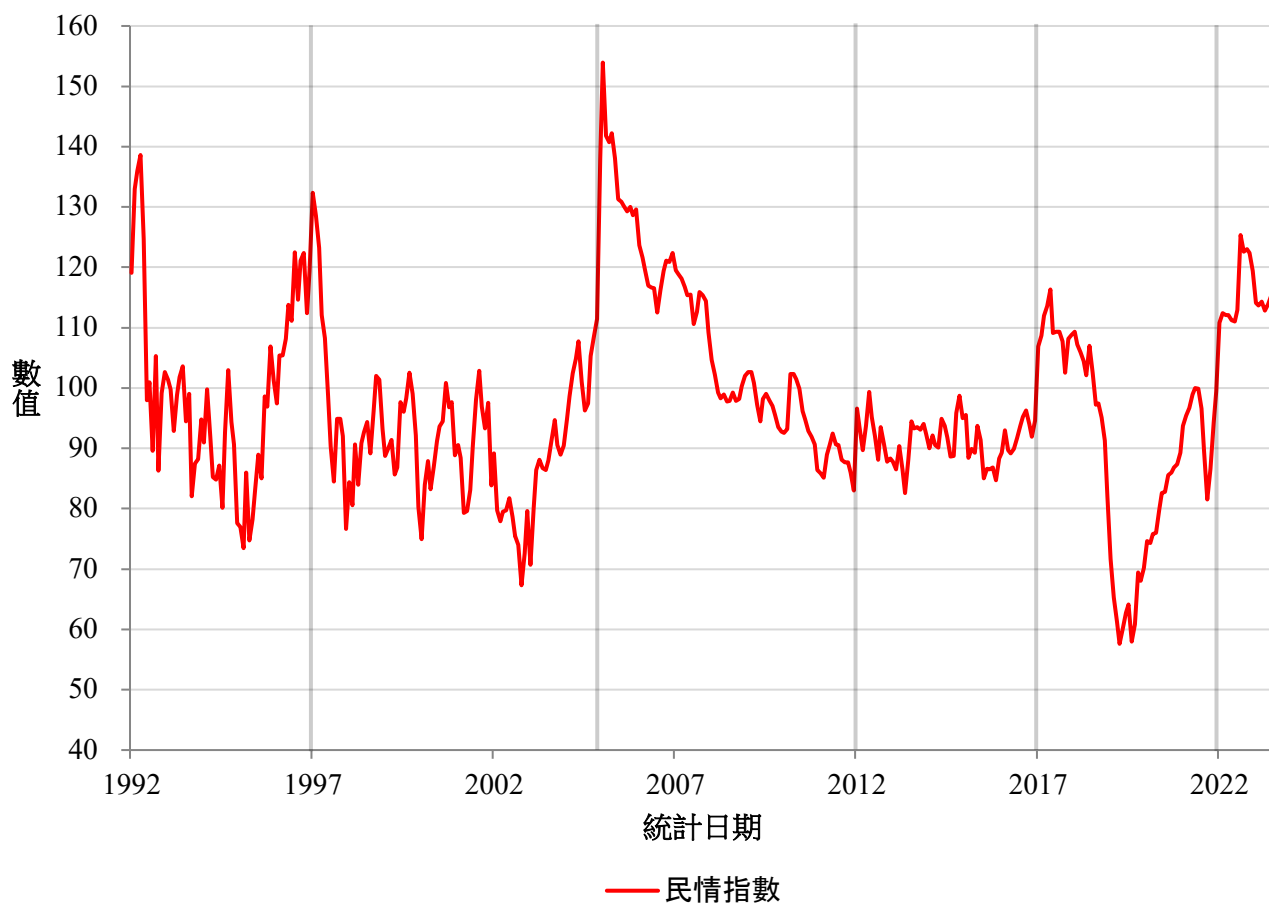
統計日期	政評數值	社評數值	民情指數
2022年7月	109.4	104.3	110.8
2022年8月	111.9	105.3	112.4
2022年9月	111.3	105.2	112.1
2022年10月	111.3	105.2	112.1
2022年11月	110.2	104.5	111.2
2022年12月	109.8	104.5	111.0
2023年1月	113.8	104.5	112.9
2023年2月	117.8	126.8	125.4
2023年3月	112.3	126.6	122.6
2023年4月	113.2	126.5	123.0
2023年5月	115.5	123.1	122.4
2023年6月	109.5	122.9	119.4
2023年7月	111.2	109.9	114.1
2023年8月	110.2	109.8	113.6
2023年9月	111.7	109.8	114.3
2023年10月	110.8	107.8	112.9
2023年11月	112.9	107.8	113.9
2023年12月*	115.5	107.7	115.1

數表：特首李家超上任以來的民情指數（半年平均數）

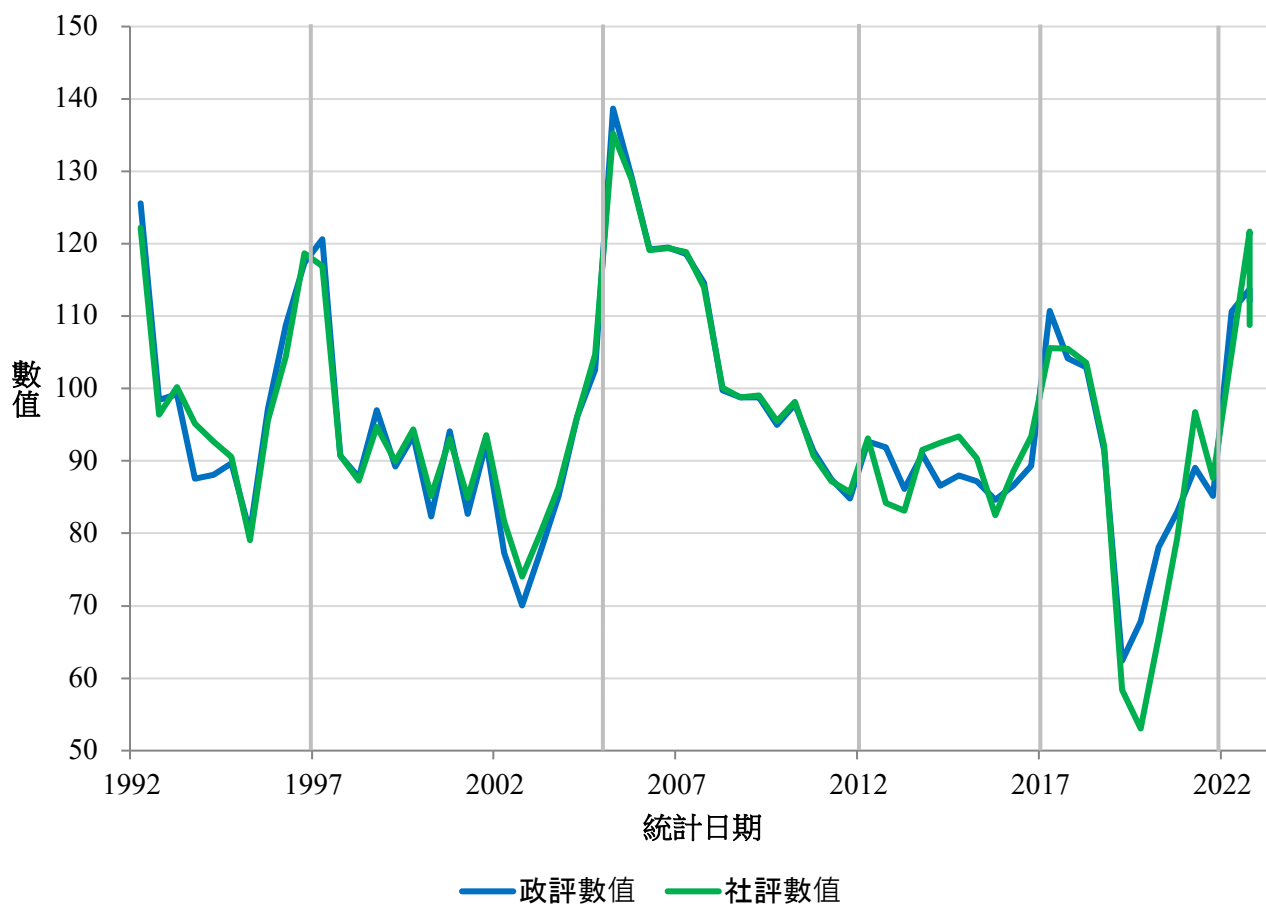
統計日期	政評數值	社評數值	民情指數
2022年下半	110.6	104.9	111.6
2023年上半	113.7	121.7	120.9
2023年下半*	112.0	108.8	114.0

*更正：原公報中 2023 年 12 月及 2023 年下半的數據有誤：2023 年 12 月的政評數值和民情指數分別應為 115.5 及 115.1；而 2023 下半年的政評數值和民情指數則分別應為 112.0 及 114.0，特此更正及致歉。

圖表：民情指數 1992-2023（按月分析）



圖表：民情指數 1992-2023（半年平均數）



2024年1-3月新聞發佈活動（暫定）

- 1月2日（星期二）新聞公報和數據更新：「第二代民情指數」系列更新
- 1月9日（星期二）新聞公報和數據更新：民情指數之按政治陣營分析
- 1月16日（星期二）新聞公報和數據更新：特首及政府民望
- 1月25日（星期四）下午三時新聞發佈會：「香港民研意見群組」網上問卷調查結果、社會狀況評價、信任及信心指標
- 1月30日（星期二）新聞公報和數據更新：民情指數之按社會階層分析
- 2月6日（星期二）新聞新聞公報和數據更新：民情指數之按公民社會活躍程度分析
- 2月14日（星期三）新聞新聞公報和數據更新：民情指數之按性別分析
- 2月20日（星期二）新聞公報和數據更新：特首及政府民望
- 2月28日（星期三）下午三時新聞發佈會：「香港民研意見群組」網上問卷調查結果、「民情指數第6.23號報告」
- 3月5日（星期二）新聞公報和數據更新：民情指數之按出生地分析
- 3月12日（星期二）新聞公報和數據更新：民情指數之按房屋類型及擁有權分析
- 3月19日（星期二）新聞公報和數據更新：特首及政府民望
- 3月28日（星期四）下午三時新聞發佈會：司長及局長民望



HONG KONG PUBLIC OPINION RESEARCH INSTITUTE
香港民意研究所

Tel 電話: (852) 3844 3111

Fax 傳真: (852) 3705 3361

Website 網址: <https://www.pori.hk>

Address: Units 9-11, 6/F, Tower B, Southmark, 11 Yip Hing Street, Wong Chuk Hang

地址: 黃竹坑業興街 11 號南滙廣場 B 座 6 樓 9-11 室

Press Release on January 2, 2024 (Revised)

HKPORI releases update on “Second Generation PSI” Series

Special Announcement

At the beginning of this new year, we at the Hong Kong Public Opinion Research Institute (HKPORI) wish all peoples of the world a new good start in 2024, towards their personal and social goals! We will continue to stand firm on our Integrity and Quality (IQ) while breaking new grounds. We salute all peoples and partners who strive to continue their scientific and professional work under the severest conditions.

Latest Findings

HKPORI today releases its “PSI Report No. 6.18”, titled “Update on Second Generation PSI series”, which is the eighteenth release of PSI v2.0. The normal level of the PSI is set at 100 and standard deviation at 15. Please [click here](#) to read the computation method of the PSI.

HKPORI released “PSI Report No. 6.7: Monthly PSI figures” on September 5, 2023, showing the trend of public sentiment from July 1992 to August 2023. The “PSI Report No. 6.18” released today extends the coverage period to December 2023, tabulating and creating charts with 378 PSI data points over the past 32 years, covering the terms of six Governor / Chief Executives, including the incumbent CE John Lee.

Focusing on the public sentiment after CE John Lee took office, the Government Appraisal score (monthly) has remained relatively stable over the past 18 months, only fluctuating within a narrow range between 109 and 118. As for the Society Appraisal score (monthly), it has surged to its highest point in February 2023, reason being people’s appraisals of society’s conditions have become relatively positive in both our February and May surveys. In July 2023, the Society Appraisal score began to drop back to the beginning of year and has since remained stable from August to December. The trend of the overall PSI (monthly) shared a similar pattern. There has been no significant ups and downs in the past 18 months, and it reached the highest point in February 2023 since John Lee took office.

The following are the summary table of recent data and chart of the analysis:

Summary table: PSI since Chief Executive John Lee took office (Monthly figures)

Coverage Period	Government Appraisal (GA)	Society Appraisal (SA)	Public Sentiment Index (PSI)
July 2022	109.4	104.3	110.8
August 2022	111.9	105.3	112.4
September 2022	111.3	105.2	112.1
October 2022	111.3	105.2	112.1
November 2022	110.2	104.5	111.2
December 2022	109.8	104.5	111.0
January 2023	113.8	104.5	112.9
February 2023	117.8	126.8	125.4
March 2023	112.3	126.6	122.6
April 2023	113.2	126.5	123.0
May 2023	115.5	123.1	122.4
June 2023	109.5	122.9	119.4
July 2023	111.2	109.9	114.1
August 2023	110.2	109.8	113.6
September 2023	111.7	109.8	114.3
October 2023	110.8	107.8	112.9
November 2023	112.9	107.8	113.9
December 2023*	115.5	107.7	115.1

Summary table: PSI since Chief Executive John Lee took office (Half-yearly averages)

Coverage Period	Government Appraisal (GA)	Society Appraisal (SA)	Public Sentiment Index (PSI)
2022 Second Half	110.6	104.9	111.6
2023 First Half	113.7	121.7	120.9
2023 Second Half*	112.0	108.8	114.0

*Errata: The figures in December 2023 and 2023 second half in the original release were incorrect. The GA and PSI of December 2023 should be 115.5 and 115.1, while the GA and PSI of 2023 second half should be 112.0 and 114.0 respectively. We apologize for the mistakes.

Chart: PSI 1992-2023 (Monthly figures)

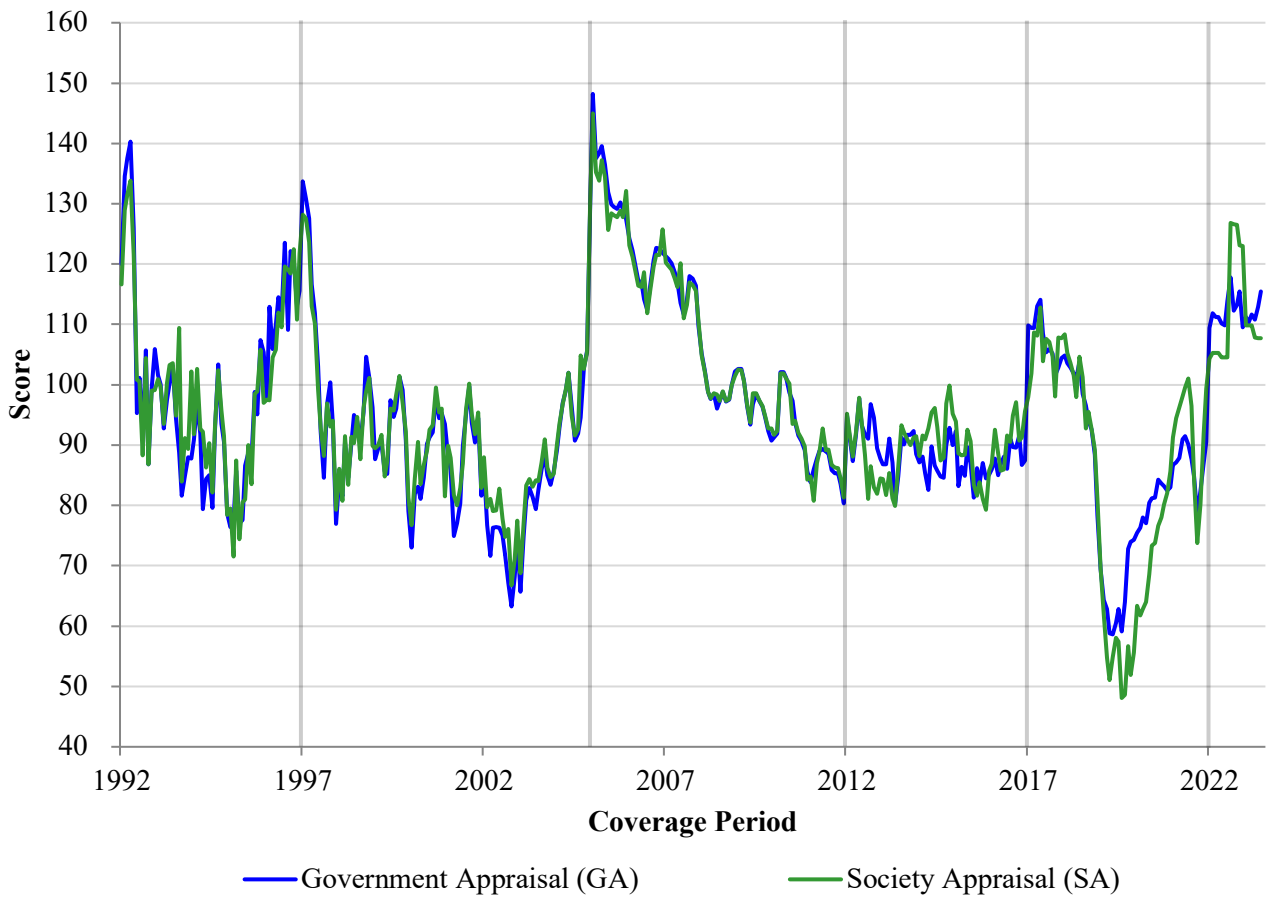
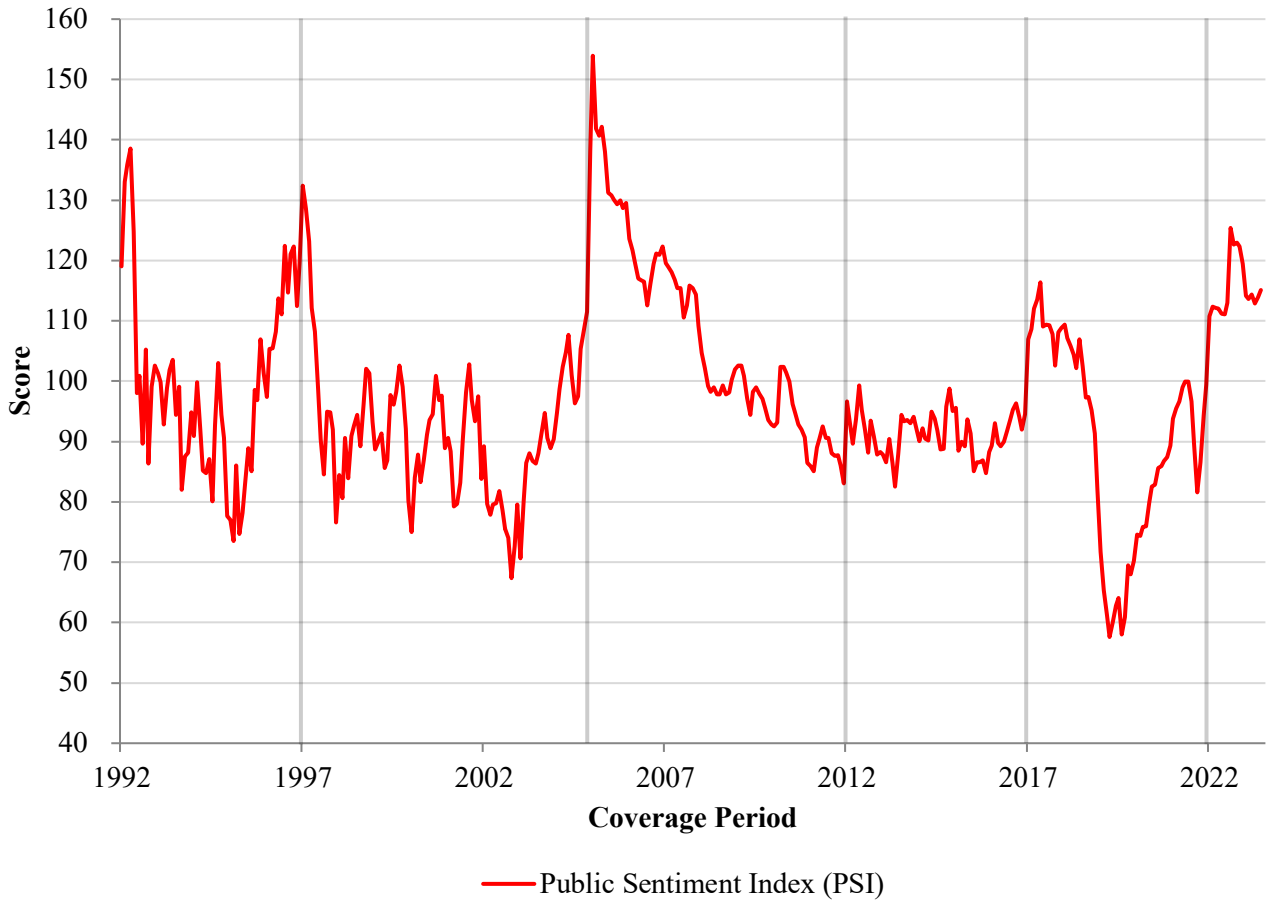
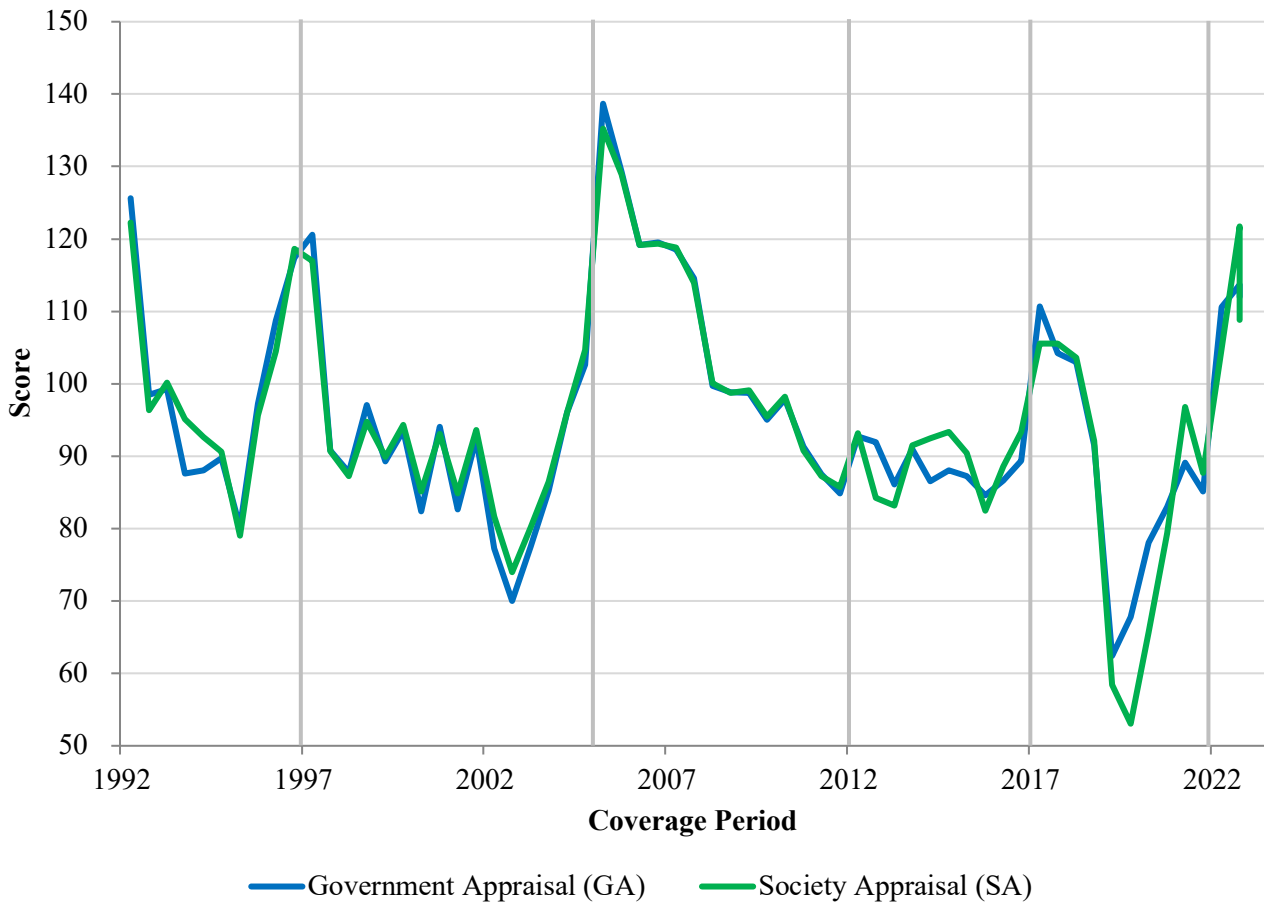
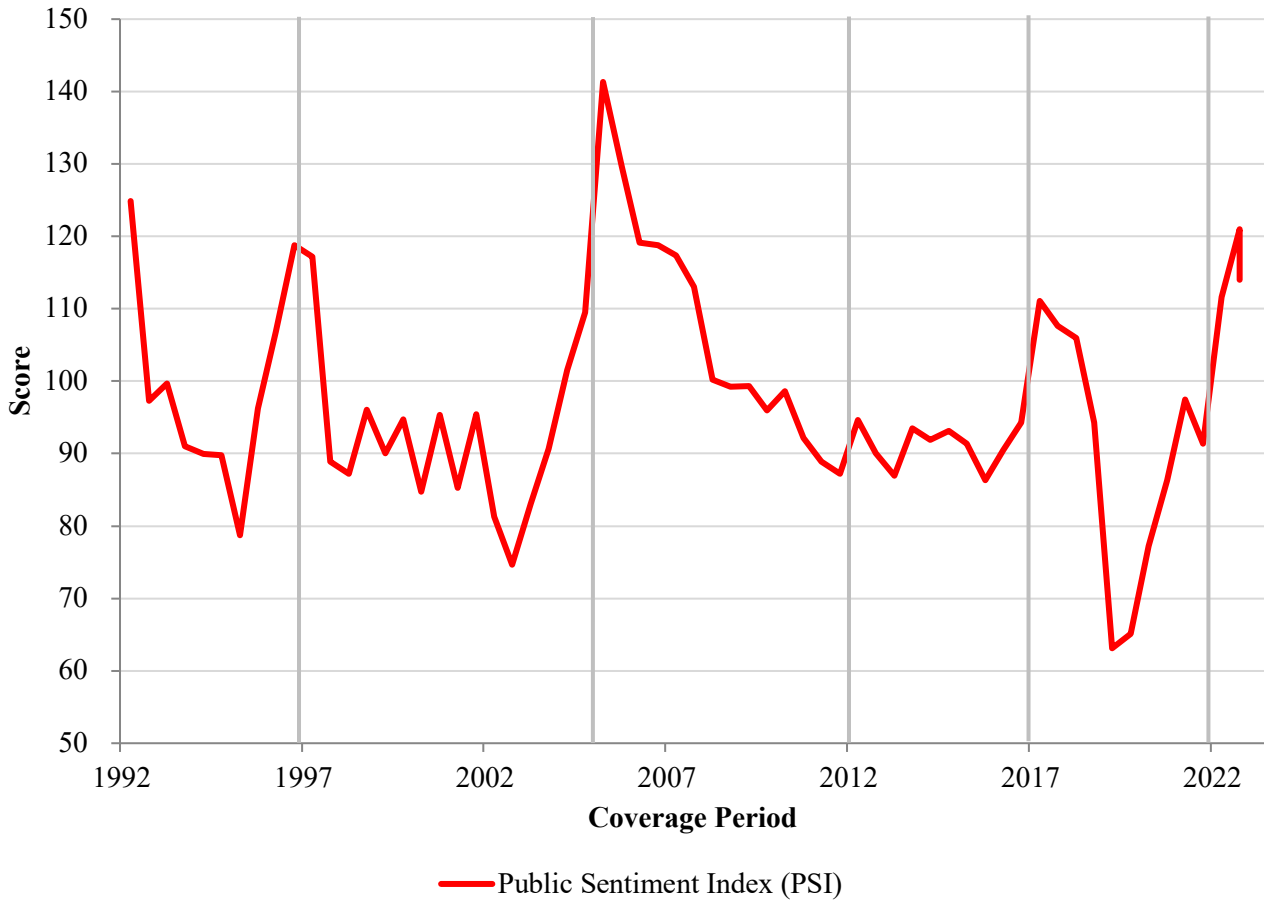


Chart: PSI 1992-2023 (Half-yearly averages)



Press Events for January – March 2024 (Tentative)

- January 2 (Tuesday) press release and figures update: Update on “Second Generation PSI” Series
- January 9 (Tuesday) press release and figures update: PSI per Political Camps
- January 16 (Tuesday) press release and figures update: Popularities of CE and SAR Government
- January 25 (Thursday) at 15:00, press conference: “POP Panel” Online Survey Results, Appraisal of Society’s Conditions, Trust and Confidence Indicators
- January 30 (Tuesday) press release and figures update: PSI per Social Strata
- February 6 (Tuesday) press release and figures update: PSI per Activeness in Civil Society
- February 14 (Wednesday) press release and figures update: PSI per Gender
- February 20 (Tuesday) press release and figures update: Popularities of CE and SAR Government
- February 28 (Wednesday) at 15:00, press conference: “POP Panel” Online Survey Results, “PSI Report No. 6.23”
- March 5 (Tuesday) press release and figures update: PSI per Place of Birth
- March 12 (Tuesday) press release and figures update: PSI per Housing Type and Ownership
- March 19 (Tuesday) press release and figures update: Popularities of CE and SAR Government
- March 28 (Thursday) at 15:00, press conference: Popularities of Secretaries of Departments and Directors of Bureaux