

PORI

HONG KONG PUBLIC OPINION RESEARCH INSTITUTE

香 港 民 意 研 究 所

Latest Tracking Poll Results

May 30, 2024

Presentation Flow

2

- Trust and Confidence Indicators
 - People's trust in the HKSAR Government
 - People's confidence in the future of Hong Kong
- Social Well-being Indicators
- Latest Development of “HKPORI Poll Data Enquiry System”

Contact Information

3

- Date of survey: 6-13/5/2024 (for telephone survey)
- Target population: Cantonese-speaking Hong Kong residents aged 18 or above
- Survey method and sample size: 765 successful cases, including --
 - (1) 340 cases from random landline telephone survey
 - (2) 336 cases from random mobile telephone survey
 - (3) 89 cases from online survey via random SMS invitation
- Effective response rate: 41.0% (for telephone survey)
- Sampling error: Sampling error of percentages not more than +/-6%, that of net values not more than +/-10% and that of ratings not more than +/-0.34 at 95% conf. level (for telephone survey)
- Weighting method: Rim-weighted according to figures provided by the Census and Statistics Department. The gender-age distribution of the Hong Kong population came from “Mid-year population for 2022”, while the educational attainment (highest level attended) distribution and economic activity status distribution came from “Women and Men in Hong Kong - Key Statistics (2022 Edition)”.

Survey Result - Trust and Confidence Indicators

4

● People's trust in the HKSAR Government

| | 2-12/1/2024# | 6-13/5/2024# | Change | Record |
|------------|--------------|--------------|--------|-----------------------------------|
| Trust | 52% | 47% | ▼5% | Record low since Jul 2022 |
| Distrust | 35% | 39% | ▲4% | Record high since May 2022 |
| Net trust | 17% | 8% | ▼8% | Record low since Jun 2022 |
| Mean value | 3.1 | 3.0 | ▼0.1 | ---- |

- Our telephone survey results show that 47% of the respondents expressed trust in the SAR Government, while 39% distrust it. The net trust value is positive 8 percentage points, which has **decreased** by 8 percentage points compared to the figure in January and registered a **record low** since June 2022, but the change is within the margin of error. Meanwhile, the mean score is 3.0, meaning close to “half-half” in general and did not change much compared to the figure in January.

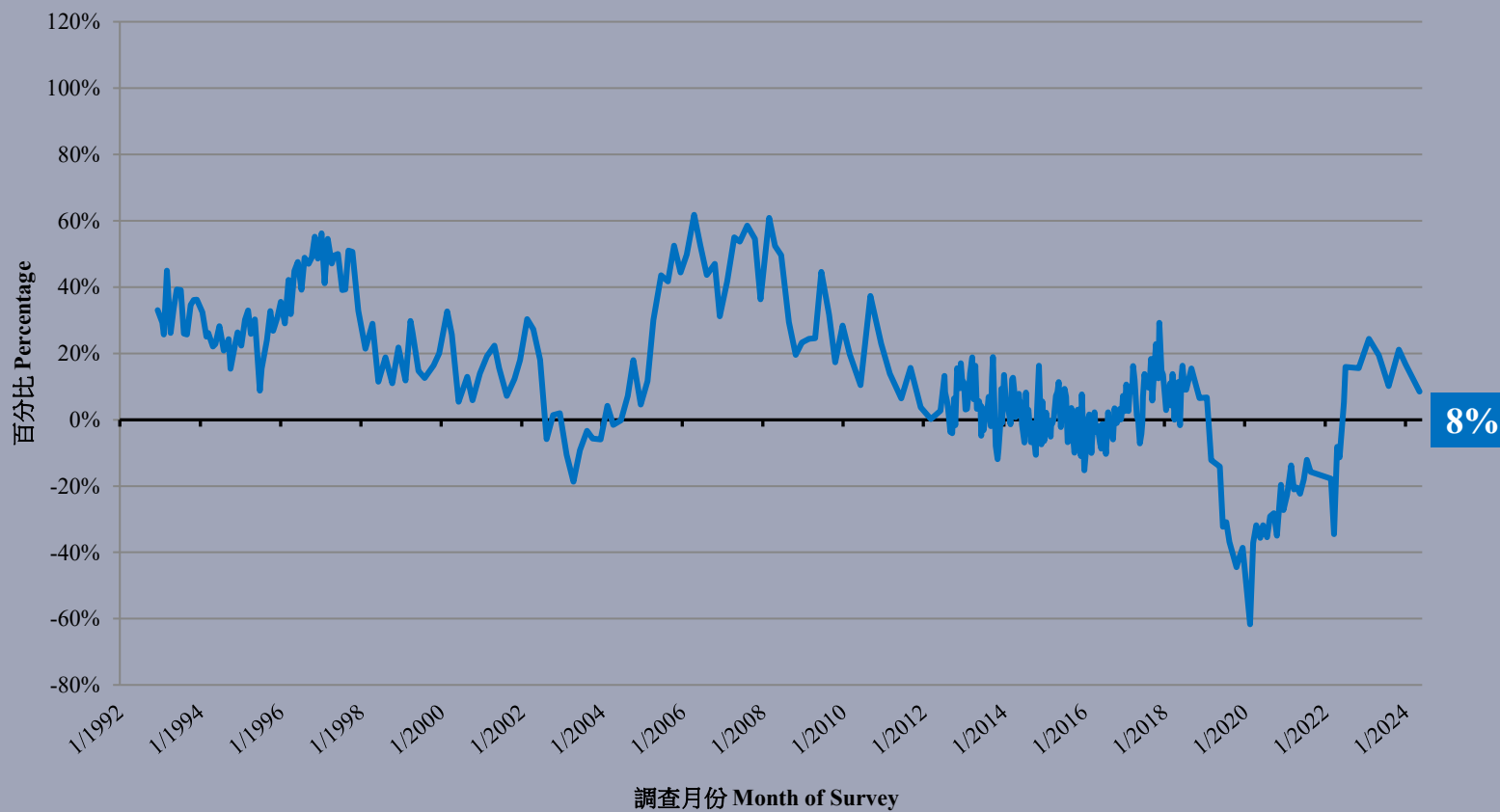
The samples of SMS online survey were not included.

Survey Result - Trust and Confidence Indicators

5

市民對特區政府的信任淨值 (按次計算)
People's net trust in the HKSAR Governments (Per Poll)
(12/1992 – 5/2024)

— 香港特區政府 HKSAR Government



Survey Result - Trust and Confidence Indicators

6

- **People's confidence in the future of Hong Kong**

| | 2-12/1/2024# | 6-13/5/2024# | Change | Record |
|----------------|--------------|--------------|--------|-----------------------------------|
| Confidence | 52% | 45% | ▼7% | Record low since Feb 2022 |
| No-confidence | 45% | 51% | ▲6% | Record high since Aug 2020 |
| Net confidence | 7% | -6% | ▼12% | Record low since Feb 2022 |

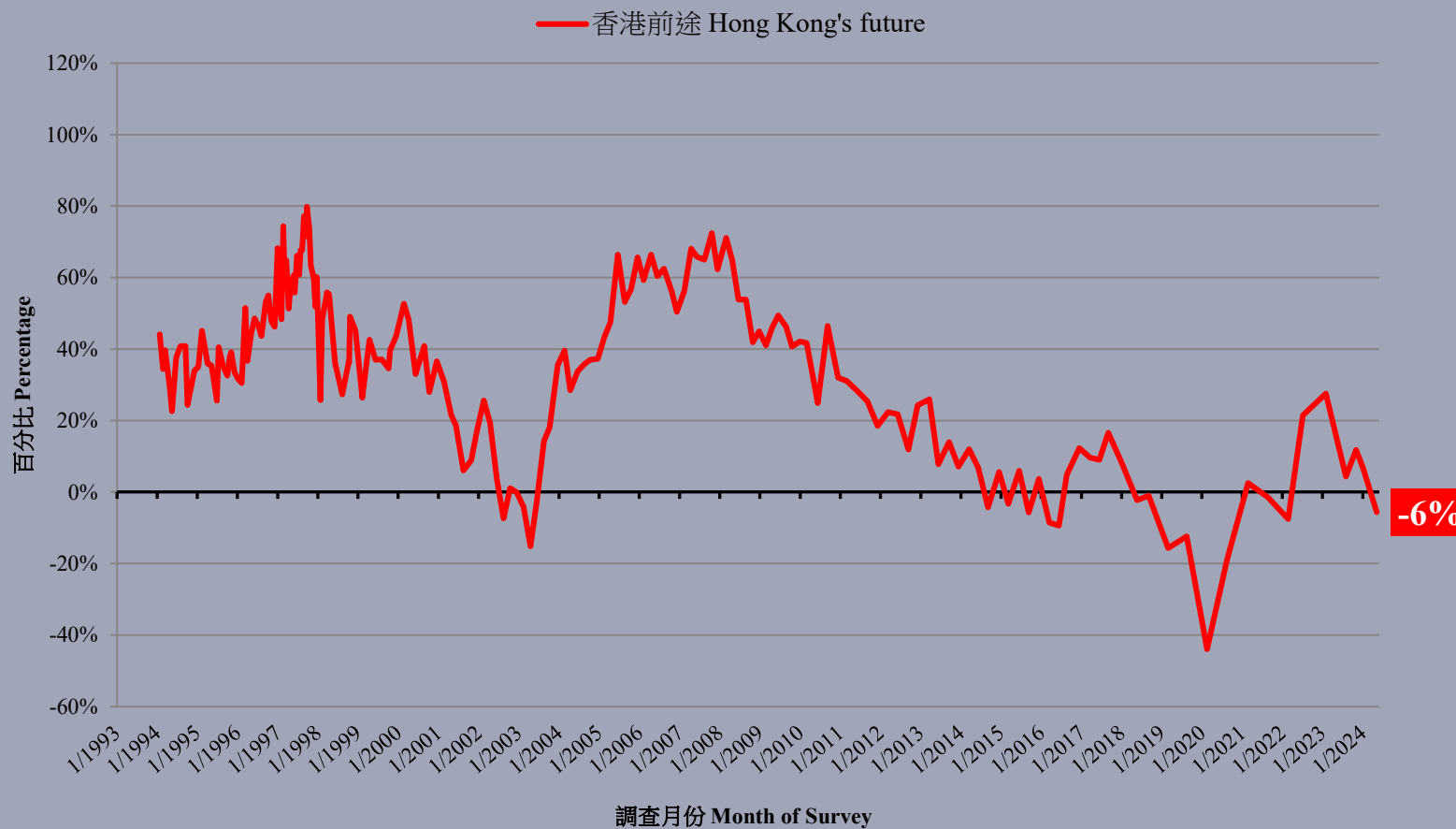
- Our telephone survey results show that 45% expressed confidence in the future of Hong Kong, while 51% had no confidence. Net confidence stands at negative 6 percentage points, which has **decreased** by 12 percentage points compared to the figure in January and registered a **record low** since February 2022, but the change is within the margin of error.

The samples of SMS online survey were not included.

Survey Result - Trust and Confidence Indicators

7

市民對香港前途的信心淨值 (按次計算)
People's net confidence in the future and in "one country, two systems" (Per Poll)
(6/1993 - 5/2024)



Presentation Flow

8

- Trust and Confidence Indicators
 - People's trust in the HKSAR Government
 - People's confidence in the future of Hong Kong
- Social Well-being Indicators
- Latest Development of “HKPORI Poll Data Enquiry System”

Survey Result - Social Well-being Indicators

9

- **Ten social well-being indicators**

| | 3-18/5/2023 | 6-13/5/2024# | Change | Record |
|--|-------------|--------------|--------|--|
| Personal safety | 6.61 | 6.37 | ▼0.24 | Record low since May 2022 |
| Personal freedom | 6.18 | 5.79 | ▼0.38 | Record low since May 2022 |
| Opportunities for suitable employment | 5.76 | 5.36 | ▼0.41* | Record low since May 2022 |
| Fairness and justice in judicial proceedings | 5.25 | 5.31 | ▲0.06 | All-time record high since Nov 2021 |
| Protection of disadvantaged groups | 5.23 | 5.06 | ▼0.17 | Record low since May 2022 |
| Freedom from fear | 5.37 | 4.96 | ▼0.41* | Record low since May 2022 |
| Happiness of children | 4.79 | 4.68 | ▼0.11 | Record low since May 2022 |
| Political rights | 4.52 | 4.33 | ▼0.18 | Record low since May 2022 |
| Housing well-being (“living in peace”) | 4.63 | 4.17 | ▼0.46* | Record low since May 2022 |
| Living without worries | 4.48 | 3.83 | ▼0.65* | All-time record low since Nov 2021 |

* Significant change # The samples of SMS online survey were not included.

Survey Result - Social Well-being Indicators

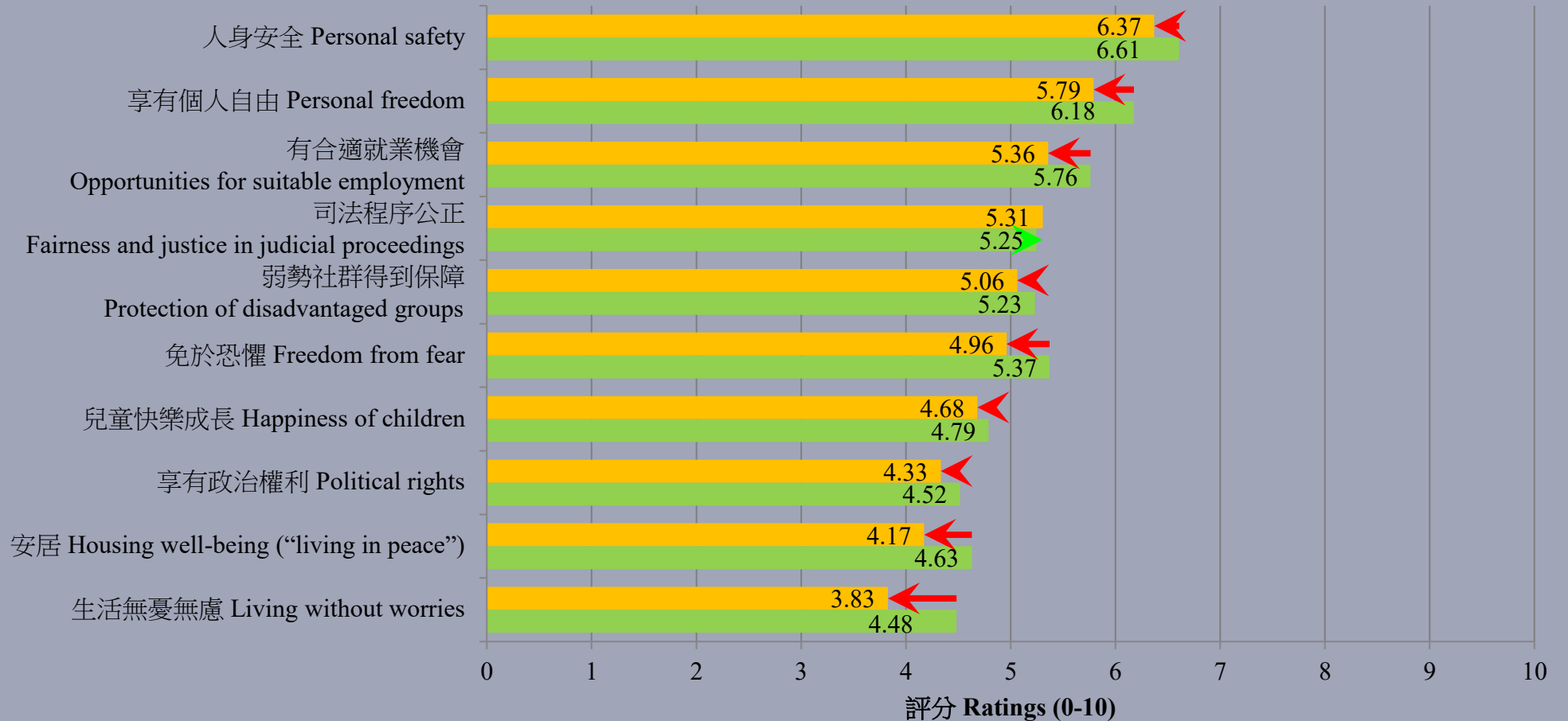
10

社會幸福指標

Social Well-being Indicators

■ 6-13/5/24 ■ 3-18/5/23

社會幸福指標 Social Well-being Indicators



Survey Result - Social Well-being Indicators

- Our telephone survey results show that among the ten specific domains, people rated **personal safety** the **highest**. On a scale of 0 to 10, the rating stands at 6.37.
- Also, respondents tended to think that Hong Kong people **enjoy personal freedom, have opportunities for suitable employment, judicial proceedings are fair and just, and disadvantaged groups are adequately protected**, attaining ratings of 5.79, 5.36, 5.31 and 5.06. The **rating of judicial proceedings are fair and just** has registered an **all-time record high** since November 2021, yet the rating of **having opportunities for suitable employment** has **significantly decreased** compared to the figure last year.
- The last five indicators, which include **freedom from fear, the happiness of children, political rights, housing well-being (“living in peace”) and living without worries**, score lower than 5 marks (which are 4.96, 4.68, 4.33, 4.17 and 3.83 respectively), showing that people have relatively negative appraisals towards these aspects. Among them, the ratings of **freedom from fear, housing well-being and living without worries** have **significantly decreased** compared to the figures last year, while that of **living without worries** has even registered an **all-time record low** since November 2021.

Presentation Flow

12

- Trust and Confidence Indicators
 - People's trust in the HKSAR Government
 - People's confidence in the future of Hong Kong
- Social Well-being Indicators
- Latest Development of “HKPORI Poll Data Enquiry System”

HKPORI Poll Data Enquiry Platform



Home Press Releases Research Reports POP Polls **Data Enquiry** HKPOP Panel about Us Support Us Archived Website Login 中

Google Translate

- Data Enquiry**
- Frequency Table
- Question-based Dataset
- Full Dataset
- Qualitative Dataset

Latest Content (click on pictures to read more)

From the President: PORI 5th Anniversary

HKPORI was symbolically established on May 4, 2019 and then officially started to operate on July 1. We have chosen May 4 because we want to serve humankind, obviously encompassing our nation and society, under the banners of science and democracy. Two years ago I wrote: After May 4, we will reduce the frequency of our press conferences to about four times a month, in order to spare more resources for our online civic education work. Last year I continued: Two months later, we will have completed all 25 reports of our "25th Anniversary of One Country Two Systems Mid-term Review" series, we will reposition ourselves again. This year, concurring with the 54+23 and the 33rd anniversary of our research team, we will start our half-yearly review again, but our pledge to promote the May Fourth Spirit remains unchanged.

2024-05-04



HKPORI Poll Data Enquiry Sys

NEW!

特首李家超最新民望
題目數據集
歡迎選購 (會員價: \$1,250)
Latest Popularity of CE John L
Question-based Dataset
Available Now (\$1,250 for memb

NEW!

都市固體廢物收費
線上慎思民調質性數據集
歡迎選購 (會員價: \$100)
MSW e-Deliberative Poll
Qualitative Dataset
Available Now (\$100 for memb

Vacancy

PORI

WE ARE HIRING

Executive
(Data Science)

Please send your CV to:
vacancy@pori.hk

APPLY NOW

Other Latest Content (click on pictures to read more)

PORI Express: Latest News

... In May this year, our President has already forecasted that the historical and global positioning of HKPORI would change again. In early June, we announced that we would cut down our scheduled data collection activities, step up our secondary data analysis, and also adjust the scope of our tracking surveys in terms of topic and release format. Today near the end of our review process, we have tentatively decided to cancel about one-fourth of our regular survey questions, and about one-third of the remaining questions will be used for internal reference, academic research and commissioned services, instead of free releases. These topics relatively cover our handover series, ethnic identity, cross-strait issues, global dimension, June Fourth Incident, Councilor ratings, disciplinary forum and some social indicators. We will finalize the list by the end of this month and introduce it in July.

Click here to read more

2023-06-20

PORI

PRESS MATERIALS
傳媒參考資料
14-05-2024

HKPORI releases "PSI per Gender and Age"
香港民研發放「民情指數之按性別與年齡分析」

PORI

PRESS MATERIALS
傳媒參考資料
07-05-2024

HKPORI releases "PSI per Educational Attainment"
香港民研發放「民情指數之按教育程度分析」

Public Sentiment Index (click here to go to the Feature Page to read more)



Schedule of Future Press Ever

< May 2024

| S | M | T | W | T | F |
|----|----|----|----|----|----|
| | | | 1 | 2 | 3 |
| 5 | 6 | 7 | 8 | 9 | 10 |
| 12 | 13 | 14 | 15 | 16 | 17 |

Data Enquiry

| | Frequency Table | Question-based Dataset | Full Dataset | Qualitative Dataset |
|---|-----------------|------------------------|--------------|---------------------|
| Popularity of Chief Executive | ✓ | ✓ | | |
| Ethnic identity | ✓ | ✓ | | |
| Chief Executive Election | | | ✓ | |
| Legislative Council Election | | | ✓ | |
| Popularity of government | ✓ | | | |
| Appraisal of society's conditions | ✓ | | | |
| Social well-being indicators | ✓ | | | |
| Social indicators | ✓ | | | |
| Social indicators (Freedom) | ✓ | | | |
| Trust and confidence indicators | ✓ | | | |
| Popularity of Secretaries of Departments | ✓ | | | |
| Appraisal of news media | ✓ | | | |
| Social indicators (Rule of law) | ✓ | | | |
| June Fourth Incident | ✓ | | | |
| Popularity of disciplinary forces (Appraisal) | ✓ | | | |
| Popularity of PLA Hong Kong Garrison | ✓ | | | |
| HKSAR anniversary | ✓ | | | |
| Feeling towards different governments and peoples (Naming) | ✓ | | | |
| Feeling towards different governments and peoples (Appraisal) | ✓ | | | |
| Popularity of Directors of Bureaux | ✓ | | | |
| Popularity of political groups (Naming) | ✓ | | | |
| Popularity of political groups (Appraisal) | ✓ | | | |

Frequency Table

Series

- Appraisal of news media
- Appraisal of society's conditions
- Chief Executive Election
- e-Deliberative Poll - Computer-generated transcript and open-ended responses
- Ethnic identity
- Feeling towards different governments and peoples (Appraisal)
- Feeling towards different governments and peoples (Naming)
- HKSAR anniversary
- ...

Price

- Any price
- Free
- \$1 - \$5000
- Over \$5000

Availability

Sort by **Most Popular**

Showing 1 - 10 of 211 results

Search

| Survey Start Date | Survey End Date | Series | Content | Details | Price | Member Price | Add to cart |
|-------------------|-----------------|-------------------------------|--|---------|-------|--------------|----------------------------------|
| 2023-05-03 | 2023-05-18 | Popularity of Chief Executive | Frequency Table: If a general election of the Chief Executive were to be held tomorrow, and you had the right to vote, would you vote for John Lee? (2023-05-03 - 2023-05-18) | | \$0 | \$0 | <input type="button" value="+"/> |
| 2023-05-03 | 2023-05-18 | Popularity of Chief Executive | Frequency Table: Please rate on a scale of 0-100 your extent of support to the Chief Executive John Lee, with 0 indicating absolutely not supportive, 100 indicating absolutely supportive and 50 indicating half-half. How would you rate Chief Executive John Lee? (2023-05-03 - 2023-05-18) | | \$0 | \$0 | <input type="button" value="+"/> |
| 2023-05-03 | 2023-05-18 | Social indicators | Frequency Table: Please rate on a scale of 0-10 the extent to which Hong Kong is a democratic society, with 10 indicating very democratic, 0 indicating not democratic at all and 5 indicating half-half. How would you rate Hong Kong? (2023-05-03 - 2023-05-18) | | \$0 | \$0 | <input type="button" value="+"/> |
| 2023-05-03 | 2023-05-18 | Social indicators (Freedom) | Frequency Table: Please rate on a scale of 0-10 the extent to which Hong Kong is a free society, with 10 indicating very free, 0 indicating not free at all and 5 indicating half-half. How would you rate Hong Kong? (2023-05-03 - 2023-05-18) | | \$0 | \$0 | <input type="button" value="+"/> |
| 2023-05-03 | 2023-05-18 | Social indicators | Frequency Table: Please rate on a scale of 0-10 the extent to which Hong Kong is a prosperous society, with 10 indicating very prosperous, 0 indicating not prosperous at all and 5 indicating half-half. How would you rate Hong Kong? (2023-05-03 - 2023-05-18) | | \$0 | \$0 | <input type="button" value="+"/> |
| 2023-05-03 | 2023-05-18 | Social indicators | Frequency Table: Please rate on a scale of 0-10 the extent to which Hong Kong is a stable society, with 10 indicating very stable, 0 indicating not stable at all and 5 indicating half-half. How would you rate Hong Kong? (2023-05-03 - 2023-05-18) | | \$0 | \$0 | <input type="button" value="+"/> |

Frequency Table

A004_app If a general election of the Chief Executive were to be held tomorrow, and you had the right to vote, would you vote for John Lee?

| | Frequency | Percent | Valid Percent |
|-------------------------------|-----------|---------|---------------|
| Valid | | | |
| 1 Yes | 506 | 50% | 51% |
| 2 No | 359 | 36% | 36% |
| 8888 Don't know / hard to say | 123 | 12% | 12% |
| Total | 989 | 99% | 100% |
| Missing | | | |
| -99 Refuse to answer | 14 | 1% | |
| Total | 1,003 | 100% | |

| A | B | C | D |
|----------|------------------------------------|--------------------------|--|
| | 中文 | | English |
| 調查日期 : | 3-18/5/2023 | Date of survey: | 3-18/5/2023 |
| 調查方法 : | 由真實訪問員進行隨機抽樣電話訪問 | Survey method: | Random telephone survey conducted by real interviewers |
| 訪問對象 : | 18歲或以上操粵語的香港居民 | Target population: | Cantonese-speaking Hong Kong residents aged 18 or above |
| 成功樣本數目 : | 1,003 (包括499個固網及504個手機號碼樣本) | Sample size: | 1,003 (including 499 landline and 504 mobile samples) |
| 實效回應比率 : | 52.4% | Effective response rate: | 52.4% |
| 抽樣誤差 : | 在95%置信水平下，百分比誤差不超過+/-5%，淨值誤差不超過+/- | Sampling error: | Sampling error of percentages not more than +/-5% that of net values not more than +/-8% and |
| | | 原始樣本 Raw sample | 加權樣本 Weighted sample |

性別 (可由訪問員自行判斷)

加權方法 Gender (potentially determined by interviewer)

| | Frequency | Percent | Valid Percent | Frequency | Percent | Valid Percent |
|-------|-----------|---------|---------------|-----------|---------|---------------|
| Valid | | | | | | |
| 男 | 479 | 48% | 48% | 472 | 47% | 47% |
| 女 | 524 | 52% | 52% | 531 | 53% | 53% |
| Total | 1,003 | 100% | 100% | 1,003 | 100% | 100% |

你今年幾多歲？

How old are you now?

| | Frequency | Percent | Valid Percent | Frequency | Percent | Valid Percent |
|----------|-----------|---------|---------------|-----------|---------|---------------|
| Valid | | | | | | |
| 18 - 29歲 | 97 | 10% | 10% | 132 | 13% | 13% |
| 30 - 39歲 | 128 | 13% | 13% | 154 | 15% | 16% |
| 40 - 49歲 | 113 | 11% | 11% | 167 | 17% | 17% |
| 50 - 59歲 | 143 | 14% | 14% | 186 | 18% | 19% |
| 60 - 69歲 | 174 | 17% | 18% | 186 | 19% | 19% |
| 70歲或以上 | 332 | 33% | 34% | 163 | 16% | 17% |
| Total | 987 | 98% | 100% | 987 | 98% | 100% |
| Missing | | | | | | |
| 拒答 | 16 | 2% | | 16 | 2% | |
| Total | 1,003 | 100% | | 1,003 | 100% | |

你讀書讀到乜嘢程度？(最高就讀程度，即不論有否完成該課程，包括現正就讀)

What is your educational attainment? (the highest level attended, regardless of whether the course had been completed, including what the respondent is currently attending)

| | Frequency | Percent | Valid Percent | Frequency | Percent | Valid Percent |
|--------------------------------|-----------|---------|---------------|-----------|---------|---------------|
| Valid | | | | | | |
| 小學或以下 | 231 | 23% | 23% | 184 | 18% | 19% |
| 初中 (中一至中三) | 156 | 16% | 16% | 136 | 14% | 14% |
| 高中 (中四至中七 / DSE / 毅進) | 256 | 26% | 26% | 317 | 32% | 32% |
| 專上教育：非學位課程 (包括文憑 / 證書 / 副學位課程) | 92 | 9% | 9% | 84 | 8% | 8% |
| 專上教育：學位課程 (包括學士學位 / 研究院) | 257 | 26% | 26% | 271 | 27% | 27% |
| Total | 992 | 99% | 100% | 992 | 99% | 100% |

Main_Chinese

Main_English

Metadata

Demographics

Question-based Dataset

Series

- Appraisal of news media
- Appraisal of society's conditions
- Chief Executive Election
- e-Deliberative Poll - Computer-generated transcript and open-ended responses
- Ethnic identity
- Feeling towards different governments and peoples (Appraisal)
- Feeling towards different governments and peoples (Naming)
- HKSAR anniversary
- Hong Kong's 15th anniversary

Survey Year

Price

Availability

Apply

Reset

Sort by

Apply

Most Popular

Search



Showing 1 – 10 of 64 results

× Category: Ethnic identity [Clear filter](#)

| Survey Start Date | Survey End Date | Series | Content | Details | Price | Member Price | Add to cart |
|-------------------|-----------------|-----------------|---|---------|-------|--------------|-------------|
| 1997-08-26 | 2007-12-14 | Ethnic identity | Question-based Dataset: Multiple questions on ethnic identity (1997-08-26 - 2007-12-14) | | \$0 | \$0 | |
| 2008-06-11 | 2008-06-13 | Ethnic identity | Question-based Dataset: Multiple questions on ethnic identity (2008-06-11 - 2008-06-13) | | \$0 | \$0 | |
| 2008-12-09 | 2008-12-12 | Ethnic identity | Question-based Dataset: Multiple questions on ethnic identity (2008-12-09 - 2008-12-12) | | \$0 | \$0 | |
| 2009-06-08 | 2009-06-13 | Ethnic identity | Question-based Dataset: Multiple questions on ethnic identity (2009-06-08 - 2009-06-13) | | \$0 | \$0 | |
| 2009-12-08 | 2009-12-11 | Ethnic identity | Question-based Dataset: Multiple questions on ethnic identity (2009-12-08 - 2009-12-11) | | \$0 | \$0 | |
| 2010-06-09 | 2010-06-13 | Ethnic identity | Question-based Dataset: Multiple questions on ethnic identity (2010-06-09 - 2010-06-13) | | \$0 | \$0 | |
| 2010-12-13 | 2010-12-16 | Ethnic identity | Question-based Dataset: Multiple questions on ethnic identity (2010-12-13 - 2010-12-16) | | \$0 | \$0 | |
| 2011-06-17 | 2011-06-22 | Ethnic identity | Question-based Dataset: Multiple questions on ethnic identity (2011-06-17 - 2011-06-22) | | \$0 | \$0 | |
| 2011-06-21 | 2011-06-22 | Ethnic identity | Question-based Dataset: Multiple questions on ethnic identity (2011-06-21 - 2011-06-22) | | \$0 | \$0 | |
| 2011-12-12 | 2011-12-20 | Ethnic identity | Question-based Dataset: Multiple questions on ethnic identity (2011-12-12 - 2011-12-20) | | \$0 | \$0 | |

Full Dataset

Series ▼

Price ▼

Availability ▼

Apply

Reset

Sort by ▼

Apply

Most Popular

Showing 51 – 60 of 60 results

Search



| Survey Start Date | Survey End Date | Series | Content | Details | Price | Member Price | Add to cart |
|-------------------|-----------------|------------------------------|---|---------|-----------------------------------|--------------|-------------|
| 2016-08-23 | 2016-08-27 | Legislative Council Election | Full Dataset: 2016 Legislative Council Election Rolling Survey (2016-08-23 - 2016-08-27) | | \$0 | \$0 | |
| 2016-08-24 | 2016-08-28 | Legislative Council Election | Full Dataset: 2016 Legislative Council Election Rolling Survey (2016-08-24 - 2016-08-28) | | \$0 | \$0 | |
| 2016-08-25 | 2016-08-29 | Legislative Council Election | Full Dataset: 2016 Legislative Council Election Rolling Survey (2016-08-25 - 2016-08-29) | | \$0 | \$0 | |
| 2016-08-26 | 2016-08-30 | Legislative Council Election | Full Dataset: 2016 Legislative Council Election Rolling Survey (2016-08-26 - 2016-08-30) | | \$0 | \$0 | |
| 2016-08-27 | 2016-08-31 | Legislative Council Election | Full Dataset: 2016 Legislative Council Election Rolling Survey (2016-08-27 - 2016-08-31) | | \$0 | \$0 | |
| 2016-08-28 | 2016-09-01 | Legislative Council Election | Full Dataset: 2016 Legislative Council Election Rolling Survey (2016-08-28 - 2016-09-01) | | \$0 | \$0 | |
| 2016-08-29 | 2016-09-02 | Legislative Council Election | Full Dataset: 2016 Legislative Council Election Rolling Survey (2016-08-29 - 2016-09-02) | | \$0 | \$0 | |
| 2023-06-01 | 2023-06-08 | Regular survey | Full Dataset: Regular survey (2023-06-01 - 2023-06-08) (on popularity of Chief Executive, popularity of government, trust and confidence indicators, ethnic identity) | | \$240,000 \$120,000 | \$60,000 | |
| 2023-11-01 | 2023-11-15 | Regular survey | Full Dataset: Regular survey (2023-11-01 - 2023-11-15) (on popularity of Chief Executive, popularity of government, trust and confidence indicators, appraisal of society's conditions, popularity of Executive Councillors (Naming), popularity of Executive Councillors (Appraisal), popularity of cross-strait political figures (Naming), popularity of cross-strait political figures (Appraisal)) | | \$240,000 \$120,000 | \$60,000 | |
| 2024-01-02 | 2024-01-11 | Regular survey | Full Dataset: Regular survey (2024-01-02 - 2024-01-11) (on popularity of Chief Executive, popularity of Secretaries of Departments, popularity of government, popularity of disciplinary forces (Appraisal), popularity of PLA Hong Kong Garrison. | | \$240,000 \$120,000 | \$60,000 | |

Full Dataset

| caseid | date | R1 | R1gp | R2 | R3 | R4 | R5 | R6 | R7 |
|--------|------|----------|------|------|----|----|----|------|-----|
| 1 | 5299 | 20160823 | 1 | 1 | NA | NA | NA | NA | |
| 2 | 5300 | 20160823 | 1 | 1 | NA | | 3 | NA | NA |
| 3 | 5301 | 20160823 | 2 | 1 | NA | NA | NA | NA | 888 |
| 4 | 5302 | 20160823 | 1 | 1 | NA | NA | NA | NA | 888 |
| 5 | 5303 | 20160823 | 1 | 1 | NA | NA | NA | NA | |
| 6 | 5304 | 20160823 | 1 | 1 | NA | NA | NA | NA | 888 |
| 7 | 5305 | 20160823 | 1 | 1 | NA | NA | NA | NA | |
| 8 | 5306 | 20160823 | 1 | 1 | NA | NA | NA | NA | 1 |
| 9 | 5307 | 20160823 | 1 | 1 | NA | NA | NA | 8888 | NA |
| 10 | 5308 | 20160823 | 3 | 3 | NA | NA | | 5 | NA |
| 11 | 5309 | 20160823 | 1 | 1 | NA | NA | | 1 | NA |
| 12 | 5310 | 20160823 | 1 | 1 | NA | NA | NA | NA | |
| 13 | 5311 | 20160823 | 1 | 1 | NA | NA | NA | 8888 | NA |
| 14 | 5312 | 20160823 | 3 | 3 | NA | NA | NA | | 20 |
| 15 | 5313 | 20160823 | 8886 | 8886 | NA | NA | NA | | 7 |
| 16 | 5314 | 20160823 | 1 | 1 | NA | NA | NA | NA | NA |
| 17 | 5315 | 20160823 | 1 | 1 | | 3 | NA | NA | NA |
| 18 | 5316 | 20160823 | 3 | 3 | NA | NA | NA | NA | |
| 19 | 5317 | 20160823 | 2 | 1 | NA | NA | NA | | 4 |
| 20 | 5318 | 20160823 | 1 | 1 | NA | | 8 | NA | NA |
| 21 | 5319 | 20160823 | 1 | 1 | NA | | 15 | NA | NA |
| 22 | 5320 | 20160823 | 1 | 1 | NA | | 11 | NA | NA |
| 23 | 5321 | 20160823 | 1 | 1 | NA | NA | | 5 | NA |
| 24 | 5322 | 20160823 | 2 | 1 | NA | NA | NA | | 9 |
| 25 | 5323 | 20160823 | 1 | 1 | NA | NA | NA | NA | |
| 26 | 5324 | 20160823 | 8886 | 8886 | NA | NA | NA | 8888 | NA |
| 27 | 5325 | 20160823 | 2 | 1 | | 5 | NA | NA | NA |
| 28 | 5326 | 20160823 | 1 | 1 | NA | NA | NA | NA | 1 |
| 29 | 5327 | 20160823 | 1 | 1 | NA | NA | NA | NA | NA |
| 30 | 5328 | 20160823 | 2 | 1 | | 4 | NA | NA | NA |
| 31 | 5329 | 20160823 | 4 | 3 | NA | NA | NA | NA | NA |
| 32 | 5330 | 20160823 | 1 | 1 | NA | NA | NA | 8888 | NA |
| 33 | 5331 | 20160823 | 1 | 1 | NA | NA | NA | 8888 | NA |
| 34 | 5332 | 20160823 | 8886 | 8886 | NA | NA | | 1 | NA |

```

#-- name: R1
#-- class: numeric
#-- label: ' [R1] 今年既立法會選舉將在9月4日舉行, 請問你會唔會去投票? '
#-- labels:
#--拒答: -99.0
#--肯定會: 1.0
#--多數會: 2.0
#--多數唔會: 3.0
#--肯定唔會: 4.0
#--未決定(先追問「多數會定多數唔會」): 8886.0
#--唔知/難講: 8888.0

#-- name: R1gp
#-- class: numeric
#-- label: ' [R1] 今年既立法會選舉將在9月4日舉行, 請問你會唔會去投票? '
#-- labels:
#--R1gp拒答: -99.0
#--R1gp會: 1.0
#--R1gp唔會: 3.0
#--R1gp未決定(先追問「多數會定多數唔會」): 8886.0
#--R1gp唔知/難講: 8888.0

#-- name: R2
#-- class: numeric
#-- label: ' [R2] (只問香港島選民) 係黎緊既立法會地區直選有以下名單參選, 你傾向支持邊張名單呢? '
#-- labels:
#--拒答: -99.0
#--1號民主思路既黃梓謙 名單: 1.0
#--2號人民力量既劉嘉鴻、袁彌明 名單: 2.0
#--3號新民黨既葉劉淑儀、陳家珮 名單: 3.0
#--4號工黨既何秀蘭、麥德正 名單: 4.0
#--5號民建聯既張國鈞、鍾樹根 名單: 5.0
#--6號獨立參選既詹培忠 名單: 6.0
#--7號熱血公民既陳錦滿、鍾琬媛 名單: 7.0
#--8號香港眾志既羅冠聰 名單: 8.0
#--9號獨立參選既沈志超 名單: 9.0
#--10號獨立參選既王維基 名單: 10.0
#--11號獨立參選既徐子見 名單: 11.0
#--12號獨立參選既司馬文 名單: 12.0
#--13號民主黨既許智峯、單仲偕 名單: 13.0
#--14號公民黨既陳淑莊、鄭達鴻 名單: 14.0
#--15號工聯會既郭偉強、吳秋北 名單: 15.0
#--保守黨既賴綺雯 名單: 1001.0
#--HKI -- 唔會投票: 8886.0
#--HKI -- 唔會支持任何政黨或候選人/投白票: 8887.0
#--HKI -- 未決定/唔知/難講: 8888.0

```

Qualitative Dataset

Series ▾

Price ▾

Availability ▾

Apply

Reset

Sort by ▾

Apply

Most Popular

Showing all 6 results

Search



| Survey Start Date | Survey End Date | Series | Content | Details | Price | Member Price | Add to cart |
|-------------------|-----------------|--|---|---------|----------------|--------------|-------------|
| 2024-02-28 | 2024-02-29 | Panel Survey - Open-Ended Responses | Qualitative Dataset: Panel survey - Open-ended responses - Satisfaction with Budget (2024-02-28 - 2024-02-29) | | \$400 \$200 | \$100 | |
| 2024-01-05 | 2024-01-12 | Panel Survey - Open-Ended Responses | Qualitative Dataset: Panel survey - Open-ended responses - Popularity of Chief Executive, Popularity of government, Trust and confidence indicators (2024-01-05 - 2024-01-12) | | \$400 \$200 | \$100 | |
| 2024-02-09 | 2024-02-16 | Panel Survey - Open-Ended Responses | Qualitative Dataset: Panel survey - Open-ended responses - Social indicators (2024-02-09 - 2024-02-16) | | \$400 \$200 | \$100 | |
| 2024-03-11 | 2024-03-16 | Panel Survey - Open-Ended Responses | Qualitative Dataset: Panel survey - Open-ended responses - Popularity of Secretaries of Departments (2024-03-11 - 2024-03-16) | | \$400 \$200 | \$100 | |
| 2024-04-12 | 2024-04-15 | Panel Survey - Open-Ended Responses | Qualitative Dataset: Panel survey - Open-ended responses - Popularity of Chief Executive, Popularity of government (2024-04-12 - 2024-04-15) | | \$400 \$200 | \$100 | |
| 2024-04-20 | 2024-04-20 | e-Deliberative Poll - Computer-generated transcript and open-ended responses | Qualitative Dataset: e-Deliberative Poll - Computer-generated transcript and open-ended responses - Municipal Solid Waste Charging (2024-04-20 - 2024-04-20) | | \$400 \$200 | \$100 | |

Qualitative Dataset

Series ▼

Price ▼

Availability ▼

Apply

Reset

Sort by ▼ Apply Most Popular Showing all 6 results

🔍

| Survey Start Date | Survey End Date | Series | Content | Details | Price | Member Price | Add to cart |
|-------------------|-----------------|--|---|---------|---------------------------|--------------|--|
| 2024-02-28 | 2024-02-29 | Panel Survey - Open-Ended Responses | Qualitative Dataset: Panel survey - Open-ended responses - Satisfaction with Budget (2024-02-28 - 2024-02-29) | | \$400 \$200 | \$100 | + |
| 2024-01-05 | 2024-01-12 | Panel Survey - Open-Ended Responses | Qualitative Dataset: Panel survey - Open-ended responses - Popularity of Chief Executive, Popularity of government, Trust and confidence indicators (2024-01-05 - 2024-01-12) | | \$400 \$200 | \$100 | + |
| 2024-02-09 | 2024-02-16 | Panel Survey - Open-Ended Responses | Qualitative Dataset: Panel survey - Open-ended responses - Social indicators (2024-02-09 - 2024-02-16) | | \$400 \$200 | \$100 | + |
| 2024-03-11 | 2024-03-16 | Panel Survey - Open-Ended Responses | Qualitative Dataset: Panel survey - Open-ended responses - Popularity of Secretaries of Departments (2024-03-11 - 2024-03-16) | | \$400 \$200 | \$100 | + 1 |
| 2024-04-12 | 2024-04-15 | Panel Survey - Open-Ended Responses | Qualitative Dataset: Panel: ended responses - Popular Executive, Popularity of go (2024-04-12 - 2024-04-15) | | \$400 \$200 | \$100 | + |
| 2024-04-20 | 2024-04-20 | e-Deliberative Poll - Computer-generated transcript and open-ended responses | Qualitative Dataset: e-Deliberative Poll - Computer-generated transcript and open-ended responses - Municip Charging (2024-04-20 - 2024-04-20) | | \$400 \$200 | \$100 | + |

1 Item | \$200
View Cart

Paid Download of Datasets

Cart

| Cancel | Details | Question | Price | Member Price |
|--|---------|---|-------|--------------|
| × | | Panel_OpenEndedResponse_20240311_20240316 <i>Qualitative Dataset: Panel survey - Open-ended responses - Popularity of Secretaries of Departments (2024-03-11 - 2024-03-16)</i> | \$200 | \$100 |

Back to Catalog
Update cart

Cart totals

| | |
|-------------------------|--------------|
| Member Price | \$100 |
| Non Member Price | \$200 |

Proceed to check any discount

Checkout

| Question | Price | Member Price |
|---|--------------|--------------|
| Panel_OpenEndedResponse_20240311_20240316 <small>Qualitative Dataset: Panel survey - Open-ended responses - Popularity of Secretaries of Departments (2024-03-11 - 2024-03-16)</small> | \$200 | \$100 |
| Total | \$200 | |

HKPORI paid members can enjoy 50% off discount, please type "MEMBER" as a coupon code and input your registered email address below.
Join us now: Ordinary Member (\$100 per month) / Special Member (\$300 per month) / Honorable Member (\$500 per month) / Resilient Member (\$1,000 per month). The system will take 1-2 minutes to update and then you can enjoy the 50% off discount immediately.

Paid Download of Datasets

If you have a coupon code, please apply it below.

Apply coupon

Your order

Billing details

Email address (data will be sent to this email address): *

First name *

Last name *

Country / Region *

Street address *

Town / District *

Credit/Debit Cards



Card number



Expiration

CVC



Your personal data will only be used to process your order.

I undertake that I will not use any information obtained from the "HKPORI Poll Data Enquiry System", whether for a fee or free of charge, for illegal purposes, nor will I transfer or resell it to any person. When I use the data, I will clearly state the source. *

Place order

Back to Catalog

Top Downloads

Frequency Table

Series ▾

Price ▾

Availability ▾

Apply

Reset

Sort by ▾ **Apply** **Most Popular**

Search

Showing 1 – 10 of 211 results

| Survey Start Date | Survey End Date | Series | Content | Details | Price | Member Price | Add to cart |
|-------------------|-----------------|-------------------------------|--|---------|-------|--------------|----------------------------------|
| 2023-05-03 | 2023-05-18 | Popularity of Chief Executive | Frequency Table: If a general election of the Chief Executive were to be held tomorrow, and you had the right to vote, would you vote for John Lee? (2023-05-03 - 2023-05-18) | | \$0 | \$0 | <input type="button" value="+"/> |
| 2023-05-03 | 2023-05-18 | Popularity of Chief Executive | Frequency Table: Please rate on a scale of 0-100 your extent of support to the Chief Executive John Lee, with 0 indicating absolutely not supportive, 100 indicating absolutely supportive and 50 indicating half-half. How would you rate Chief Executive John Lee? (2023-05-03 - 2023-05-18) | | \$0 | \$0 | <input type="button" value="+"/> |
| 2023-05-03 | 2023-05-18 | Social indicators | Frequency Table: Please rate on a scale of 0-10 the extent to which Hong Kong is a democratic society, with 10 indicating very democratic, 0 indicating not democratic at all and 5 indicating half-half. How would you rate Hong Kong? (2023-05-03 - 2023-05-18) | | \$0 | \$0 | <input type="button" value="+"/> |
| 2023-05-03 | 2023-05-18 | Social indicators (Freedom) | Frequency Table: Please rate on a scale of 0-10 the extent to which Hong Kong is a free society, with 10 indicating very free, 0 indicating not free at all and 5 indicating half-half. How would you rate Hong Kong? (2023-05-03 - 2023-05-18) | | \$0 | \$0 | <input type="button" value="+"/> |



Top Downloads

Top Downloads (As of May 28, 2024)

1) Sorted by Survey Series (in descending order)

| Survey Series | Survey Items | Frequency Tables | Question-based Datasets |
|-------------------------------|---|------------------|-------------------------|
| Popularity of Chief Executive | Popularity of Chief Executive | 48 | 955 |
| Election Studies | Chief Executive Elections, Legislative Council Elections | 0 | 0 |
| Ethnic Identity | Ethnic Identity | 0 | 140 |
| Social Indicators | Appraisal of Society' Conditions, Social Indicators, Freedom Indicators, Rule of Law Indicators, Trust and Confidence Indicators | 48 | 0 |
| Popularity of Government | Popularity of the Government | 8 | 0 |
| Social Policies | Appraisal of Social Policies, Social Well-being Indicators | 9 | 0 |
| Popularity of Officials | Popularity of Secretaries of Departments, Popularity of Directors of Bureaux | 2 | 0 |
| Media Studies | Appraisal of the Local News Media | 2 | 0 |
| Miscellaneous Topics | Popularity of the Disciplinary Forces (Rating), Popularity of the PLA HK Garrison, People's Most Familiar Political Figures | 0 | 0 |
| Popularity of Groups | Popularity of Political Groups (Naming), Popularity of Political Groups (Rating) | 0 | 0 |
| National Issues | Popularity of Cross-Strait Political Figures, June Fourth Incident, Taiwan and Tibet Issues | 0 | 0 |
| International Perspectives | Feelings towards different Governments and People (Naming), Feelings towards different Governments and People (Rating) | 0 | 0 |
| Popularity of Councillors | Popularity of LegCo Councillors, Popularity of ExCo Members | 0 | 0 |
| Annual Series | Survey on Policy Address, Survey on the Budget, HKSAR Anniversaries, Year-end Reviews | 0 | 0 |
| Public Sentiment Index | Public Sentiment Index v1.0, Public Sentiment Index v2.0 | 0 | 0 |
| Corporate Image | Corporate Social Responsibility | 0 | 0 |
| Mixed Datasets | Mixed Datasets of Panel Survey – Open-Ended Responses, e-Deliberative Poll – Computer-generated Transcript and Open-ended Responses, Regular Telephone Survey, Full Dataset | 0 | 0 |

2) Sorted by Survey Items (in descending order)

| Survey Series | Survey Items | Frequency Tables | Question-based Datasets | Full Datasets | Qualitative Datasets | Total Downloads |
|-------------------------------|--|------------------|-------------------------|---------------|----------------------|-----------------|
| Popularity of Chief Executive | Popularity of Chief Executive | 48 | 955 | 0 | 0 | 1003 |
| Popularity of Chief Executive | Popularity of CE Tung Chee-hwa | 0 | 274 | 0 | 0 | 274 |
| Popularity of Chief Executive | Popularity of CE Carrie Lam | 0 | 245 | 0 | 0 | 245 |
| Popularity of Chief Executive | Popularity of CE Donald Tsang | 0 | 182 | 0 | 0 | 182 |
| Popularity of Chief Executive | Popularity of CE John Lee | 48 | 128 | 0 | 0 | 176 |
| Popularity of Chief Executive | Popularity of CE Leung Chun-ying | 0 | 126 | 0 | 0 | 126 |
| Ethnic Identity | Ethnic Identity | 0 | 140 | 0 | 0 | 140 |
| Election Studies | Chief Executive Elections | 0 | 0 | 104 | 0 | 104 |
| Election Studies | Legislative Council Elections | 0 | 0 | 65 | 0 | 65 |
| Popularity of Government | Appraisal of Society's Conditions | 16 | 0 | 0 | 0 | 16 |
| Social Indicators | Social Indicators | 12 | 0 | 0 | 0 | 12 |
| Social Policies | Social Well-being Indicators | 9 | 0 | 0 | 0 | 9 |
| Social Indicators | Freedom Indicators | 8 | 0 | 0 | 0 | 8 |
| Social Indicators | Trust and Confidence Indicators | 8 | 0 | 0 | 0 | 8 |
| Popularity of Government | Popularity of Government | 8 | 0 | 0 | 0 | 8 |
| Social Indicators | Rule of Law Indicators | 4 | 0 | 0 | 0 | 4 |
| Media Studies | Appraisal of the Local News Media | 2 | 0 | 0 | 0 | 2 |
| Popularity of Officials | Popularity of Directors of Bureaux | 2 | 0 | 0 | 0 | 2 |
| National Issues | June Fourth Incident | 0 | 0 | 0 | 0 | 0 |
| Miscellaneous Topics | Popularity of the Disciplinary Forces (Rating) | 0 | 0 | 0 | 0 | 0 |
| Miscellaneous Topics | Popularity of the PLA HK Garrison | 0 | 0 | 0 | 0 | 0 |
| Annual Series | HKSAR Anniversaries | 0 | 0 | 0 | 0 | 0 |

