

# PORI

---

HONG KONG PUBLIC OPINION RESEARCH INSTITUTE

香 港 民 意 研 究 所

---

**Latest Tracking Poll Results**

**July 24, 2024**

# Presentation Flow

2

- Popularity of Secretaries of Departments
- People's Appraisal of Society's Conditions
  - People's Appraisals of the Current Political, Livelihood and Economic Conditions
  - People's Level of Concern for Social Problems
- "POP Panel" Online Survey Qualitative Opinion Data Analysis
  - People's Appraisals of Society's Conditions

# Contact Information

3

- Date of survey: 2-10/7/2024 (for telephone survey)
- Target population: Cantonese-speaking Hong Kong residents aged 18 or above
- Survey method and sample size: 893 successful cases, including --
  - (1) 333 cases from random landline telephone survey
  - (2) 338 cases from random mobile telephone survey
  - (3) 222 cases from online survey via random SMS invitation
- Effective response rate: 48.9% (for telephone survey)
- Sampling error: Sampling error of percentages not more than +/-5%, that of net values not more than +/-10% and that of ratings not more than +/-2.6 at 95% conf. level (for telephone survey)
- Weighting method: Rim-weighted according to figures provided by the Census and Statistics Department. The gender-age distribution of the Hong Kong population came from “Mid-year population by Sex and Age group” (2023 mid-year), while the educational attainment (highest level attended) distribution and economic activity status distribution came from “Women and Men in Hong Kong - Key Statistics” (2023 Edition).

# Survey Result - Popularity of Secretaries of Departments

4

## ● Popularity of Chief Secretary for Administration

		4-7/3/2024#	2-10/7/2024#	Change	Record
CS Eric Chan	Rating	43.6	46.5	▲ 3.0	Record <b>high</b> since Dec 2023
	Vote of confidence	42%	48%	▲ 6%*	Record <b>high</b> since Dec 2023
	Vote of no confidence	35%	34%	▼ 1%	Record <b>low</b> since Dec 2023
	Net approval rate	8%	15%	▲ 7%	Record <b>high</b> since Dec 2023

- Results from the telephone survey show that the latest support rating of **CS Eric Chan** is 46.5 marks. His approval rate stands at 48% which has **increased significantly** compared to four months ago, disapproval rate 34%, giving a net popularity of positive 15 percentage points which has increased by 7 percentage points compared to four months ago, but the change is within the margin of error.

\* Significant change # The samples of SMS online survey were not included.

# Survey Result - Popularity of Secretaries of Departments

5

## ● Popularity of Financial Secretary

		4-7/3/2024#	2-10/7/2024#	Change	Record
FS Paul Chan	Rating	46.6	50.8	▲4.2*	Record <b>high</b> since Dec 2023
	Vote of confidence	49%	55%	▲5%	Record <b>high</b> since Dec 2023
	Vote of no confidence	41%	37%	▼4%	Record <b>low</b> since Dec 2023
	Net approval rate	9%	18%	▲9%	Record <b>high</b> since Dec 2023

- The support rating of **FS Paul Chan** is 50.8 marks, which has **increased significantly** by 4.2 marks compared to four months ago. His approval rate stands at 55%, disapproval rate 37%, giving a net popularity of positive 18 percentage points which has increased by 9 percentage points compared to four months ago, but the change is also within the margin of error.

\* Significant change # The samples of SMS online survey were not included.

# Survey Result - Popularity of Secretaries of Departments

6

## • Popularity of Secretary for Justice

		4-7/3/2024#	2-10/7/2024#	Change	Record
SJ Paul Lam	Rating	43.7	45.5	▲1.7	Record <b>high</b> since Dec 2023
	Vote of confidence	48%	51%	▲3%	Record <b>high</b> since Dec 2023
	Vote of no confidence	32%	36%	▲4%	Record <b>high</b> since taking office
	Net approval rate	15%	15%	▼1%	Record <b>low</b> since Sep 2023

- As for **SJ Paul Lam**, his support rating is 45.5 marks. His approval rate stands at 51%, disapproval rate 36%, giving a net popularity of positive 15 percentage points, which is similar to the figure registered in March.

# The samples of SMS online survey were not included.

# Presentation Flow

7

- Popularity of Secretaries of Departments
- People's Appraisal of Society's Conditions
  - People's Appraisals of the Current Political, Livelihood and Economic Conditions
  - People's Level of Concern for Social Problems
- "POP Panel" Online Survey Qualitative Opinion Data Analysis
  - People's Appraisals of Society's Conditions

# Survey Result – Appraisal of Society’s Conditions

8

## • Net Satisfaction Rates of Society’s Conditions

	6-13/5/2024#	2-10/7/2024#	Change	Record
Political condition	-1%	-6%	▼5%	Record <b>low</b> since Jan 2024
Livelihood condition	-21%	-23%	▼3%	Record <b>low</b> since Nov 2022
Economic condition	-40%	-37%	▲3%	Record <b>high</b> since Jan 2024

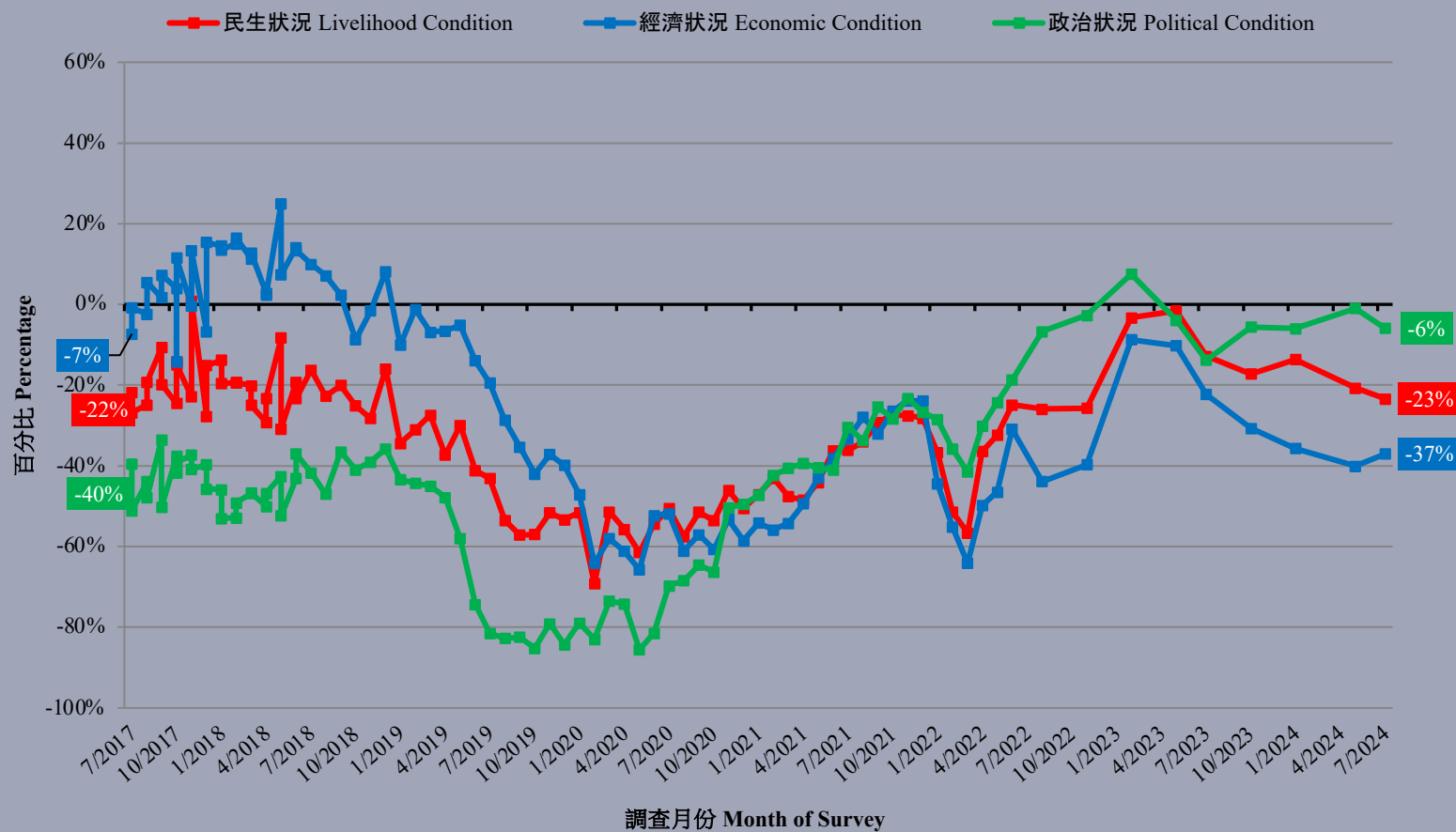
- Our telephone survey results show that people’s latest satisfaction rates with the current political, livelihood and economic conditions are 40%, 32% and 24% respectively, the net satisfaction rates are negative 6, negative 23 and negative 37 percentage points respectively, while that of livelihood condition registered a **record low** since Nov 2022.

# The samples of SMS online survey were not included.



# Survey Result – Appraisal of Society’s Conditions

市民對社會狀況的評價滿意率淨值 (按次計算)  
Net satisfaction rates of people’s appraisals of society’s conditions (Per Poll)  
(7/2017 – 7/2024)



# Survey Result – Appraisal of Society’s Conditions

10

## • People’s Level of Concern with Social Problems

	11-21/7/23	2-10/7/2024#	Change	Record
Most concerned with economic problems	30%	46%	▲15%*	Record <b>high</b> since Jun 2009
Most concerned with livelihood problems	50%	39%	▼10%*	Record <b>low</b> since Dec 2008
Most concerned with political problems	17%	13%	▼4%	Record <b>low</b> since May 2023

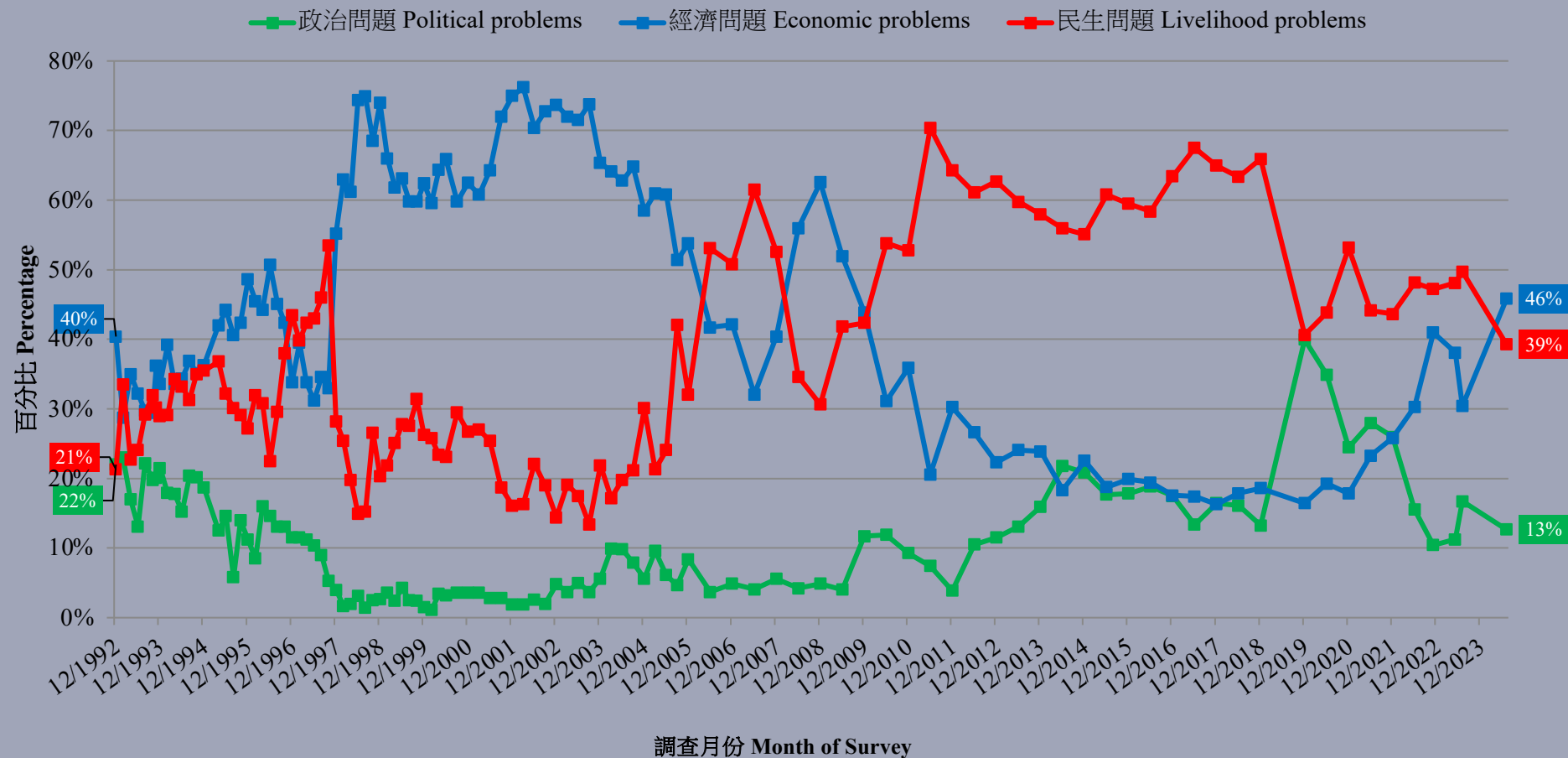
- Using a one-in-three choices method, 46% were most concerned with **economic problems** at the moment, 39% were most concerned with **livelihood problems**, and 13% attached their greatest concern to **political problems**. Compared to one year ago, the percentage for **economic problems** has **increased significantly** and registered a **record high** since June 2009, while the percentage of those being most concerned with **livelihood problems** has **significantly decreased** and registered a **record low** since Dec 2008.

\* Significant change # The samples of SMS online survey were not included.

# Survey Result – Appraisal of Society’s Conditions

11

市民對社會問題關心比率 (按次計算)  
Ratio of people’s concern for social problems (Per Poll)  
(12/1992 – 7/2024)



# Survey Result – Appraisal of Society’s Conditions

12

## ● Ratings of People’s Concern over Social Problems

	11-21/7/23	2-10/7/2024#	Change	Record
Rating on concern for livelihood problems	7.40	7.69	▲0.29*	Record <b>high</b> since Jun 2020
Rating on concern for economic problems	7.16	7.58	▲0.42*	All-time record <b>high</b>
Rating on concern for political problems	5.88	6.04	▲0.16	Record <b>high</b> since Dec 2021

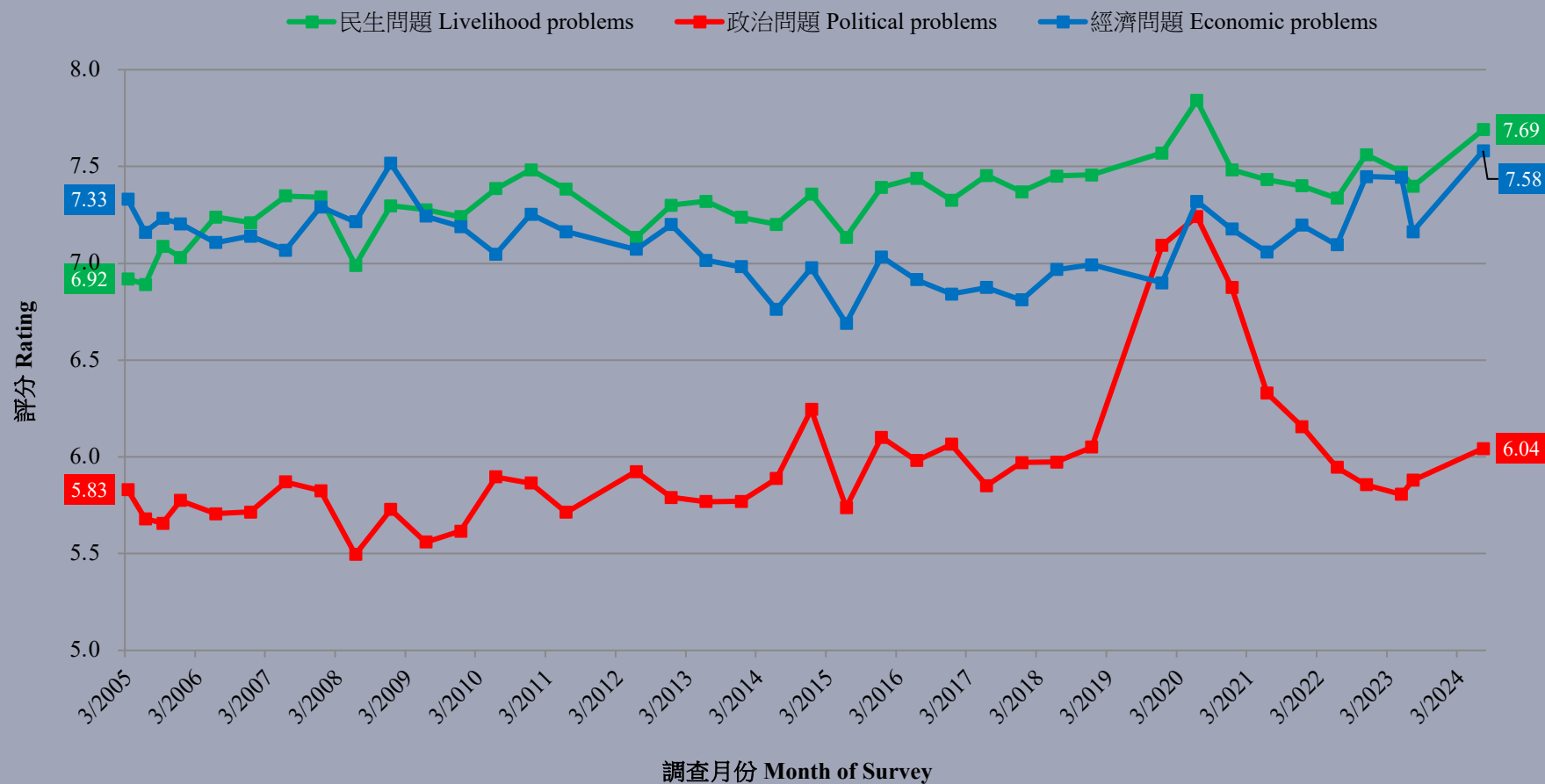
- Using a scale of 0-10 marks, the ratings of people’s concern over **livelihood**, **economic** and **political** problems are 7.69, 7.58 and 6.04 marks respectively. Compared to one year ago, the ratings of people’s concern over **livelihood** and **economic** problems have **increased significantly**, registering a **record high** since June 2020 and all-time **record high** since Dec 2005. People’s concern over **political** problems has slightly increased and registered a **record high** since Dec 2021, but the change is within the margin of error.

\* Significant change # The samples of SMS online survey were not included.

# Survey Result – Appraisal of Society’s Conditions

13

市民對社會問題關心評分 (按次計算)  
Rating of people’s concern for social problems (Per Poll)  
(3/2005 – 7/2024)



# Presentation Flow

14

- Popularity of Secretaries of Departments
- People's Appraisal of Society's Conditions
  - People's Appraisals of the Current Political, Livelihood and Economic Conditions
  - People's Level of Concern for Social Problems
- **“POP Panel” Online Survey Qualitative Opinion Data Analysis**
  - People's Appraisals of Society's Conditions

# “POP Panel” Online Survey Open-ended Questions - People’s Appraisal of Society’s Conditions

15

- **“POP Panel” online survey open-ended questions in July**

- Please briefly explain your appraisal of the political / livelihood / economic condition in Hong Kong.
- A total of 468 open-ended responses were received.

- **Steps for processing the responses**

- Responses related to appraisals of the 3 mentioned society’s conditions were subjected to word segmentation using “PyCantonese”;
- Remove unmeaningful words, words that appear only once, punctuations and 1-letter words;
- Around 50 words that appeared most frequently in the raw samples were selected in each of the 3 groups for the generation of word clouds using “HTML5 Word Cloud”.
- The word clouds are available in Chinese only.

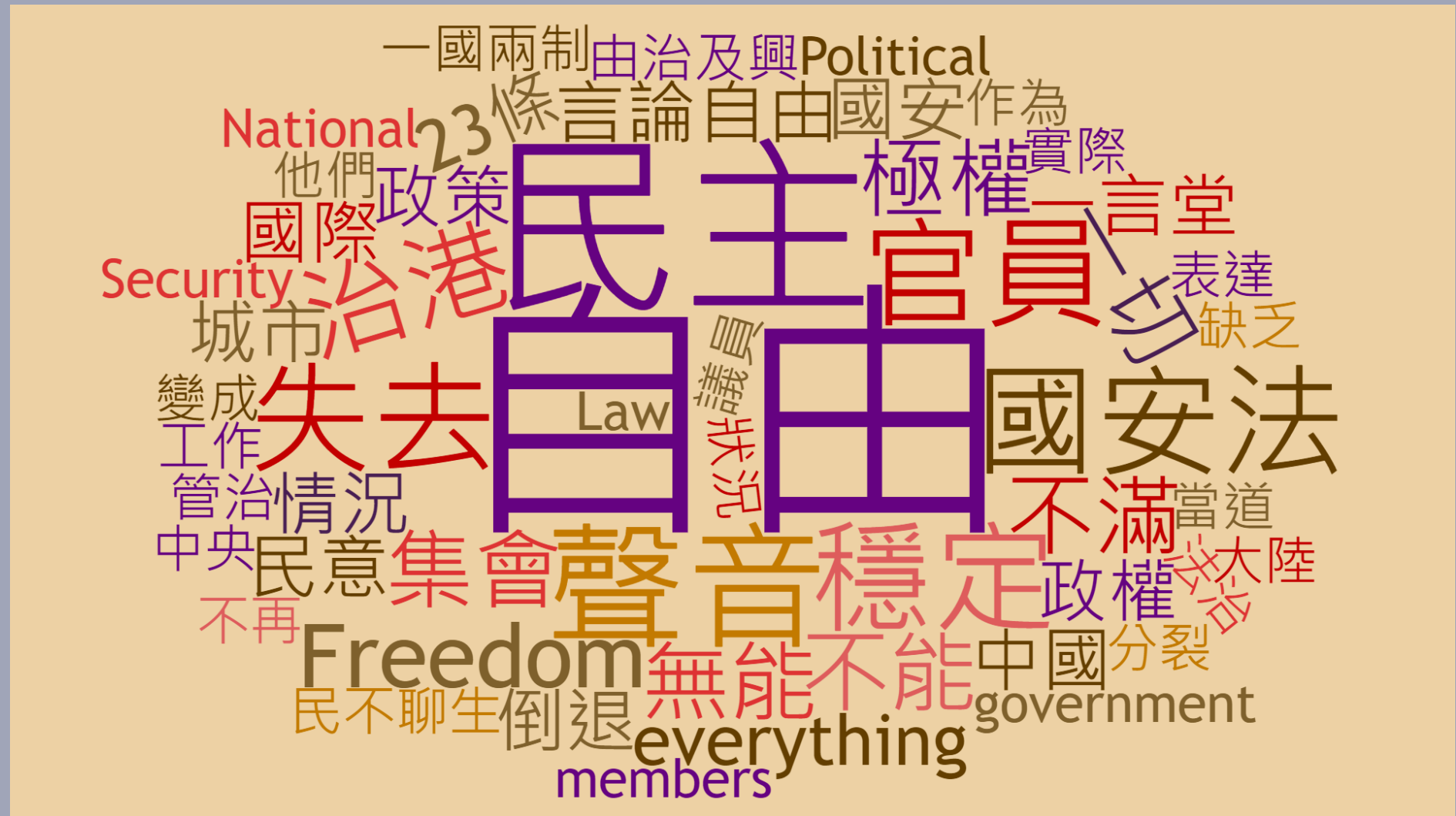
# “POP Panel” Online Survey Open-ended Questions - People’s Appraisal of Political Condition

16

## • Most frequently appeared words:<sup>^</sup>

- Freedom (自由) (16)
- Democracy (民主) (11)
- Voices (聲音) (8)
- Officials (官員) (7)
- Stable (穩定) (7)
- Lose (失去) (7)
- National Security Law (國安法) (7)

<sup>^</sup> The numbers in the brackets represent the frequency that each word appeared in the responses of this group



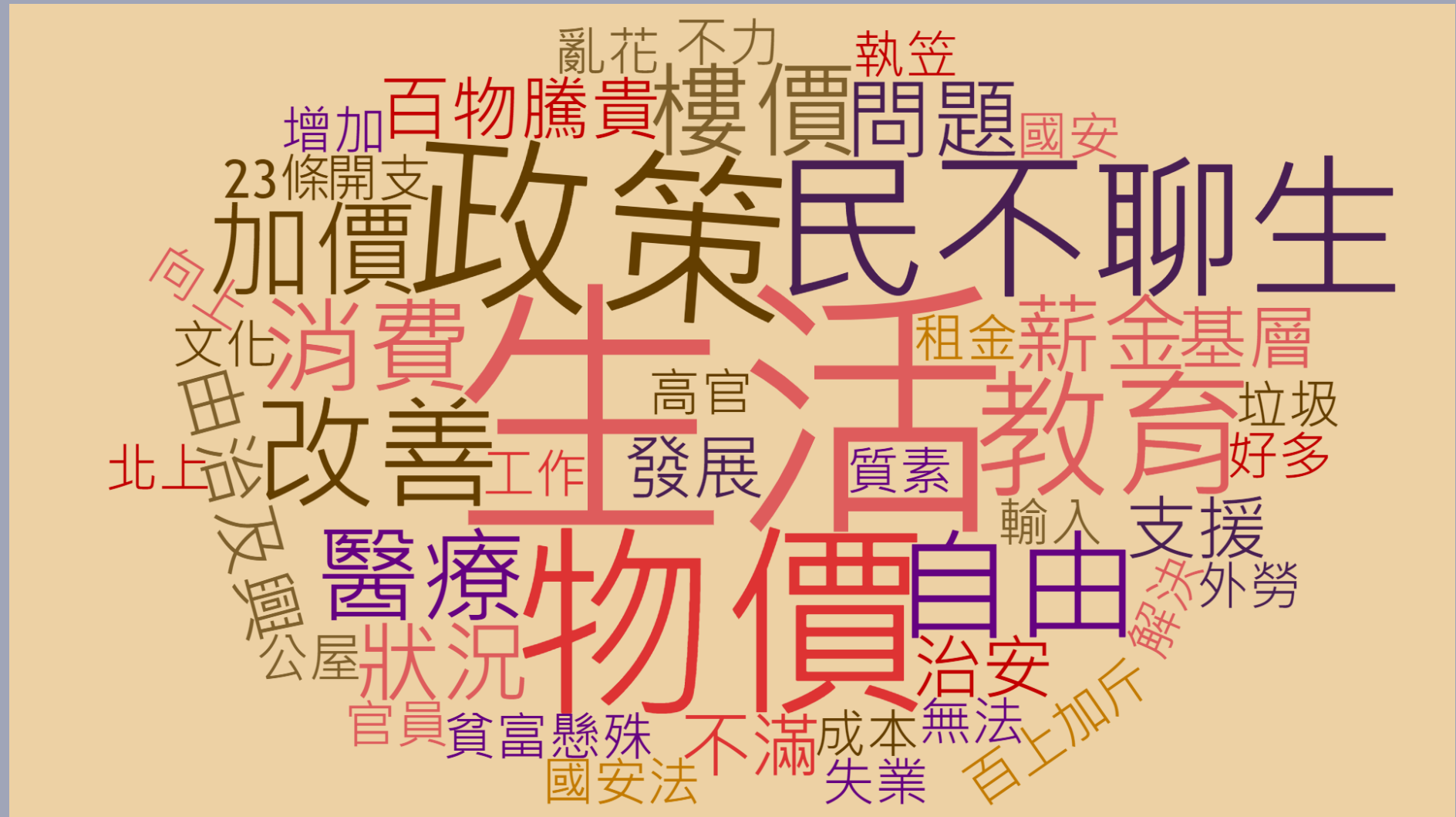


# “POP Panel” Online Survey Open-ended Questions - People’s Appraisal of Livelihood Condition

17

- **Most frequently appeared words:**<sup>^</sup>

- Living (生活) (16)
- Commodity prices (物價) (12)
- Policy (政策) (11)
- Live from hand to mouth (民不聊生) (9)
- Education (教育) (8)



<sup>^</sup> The numbers in the brackets represent the frequency that each word appeared in the responses of this group

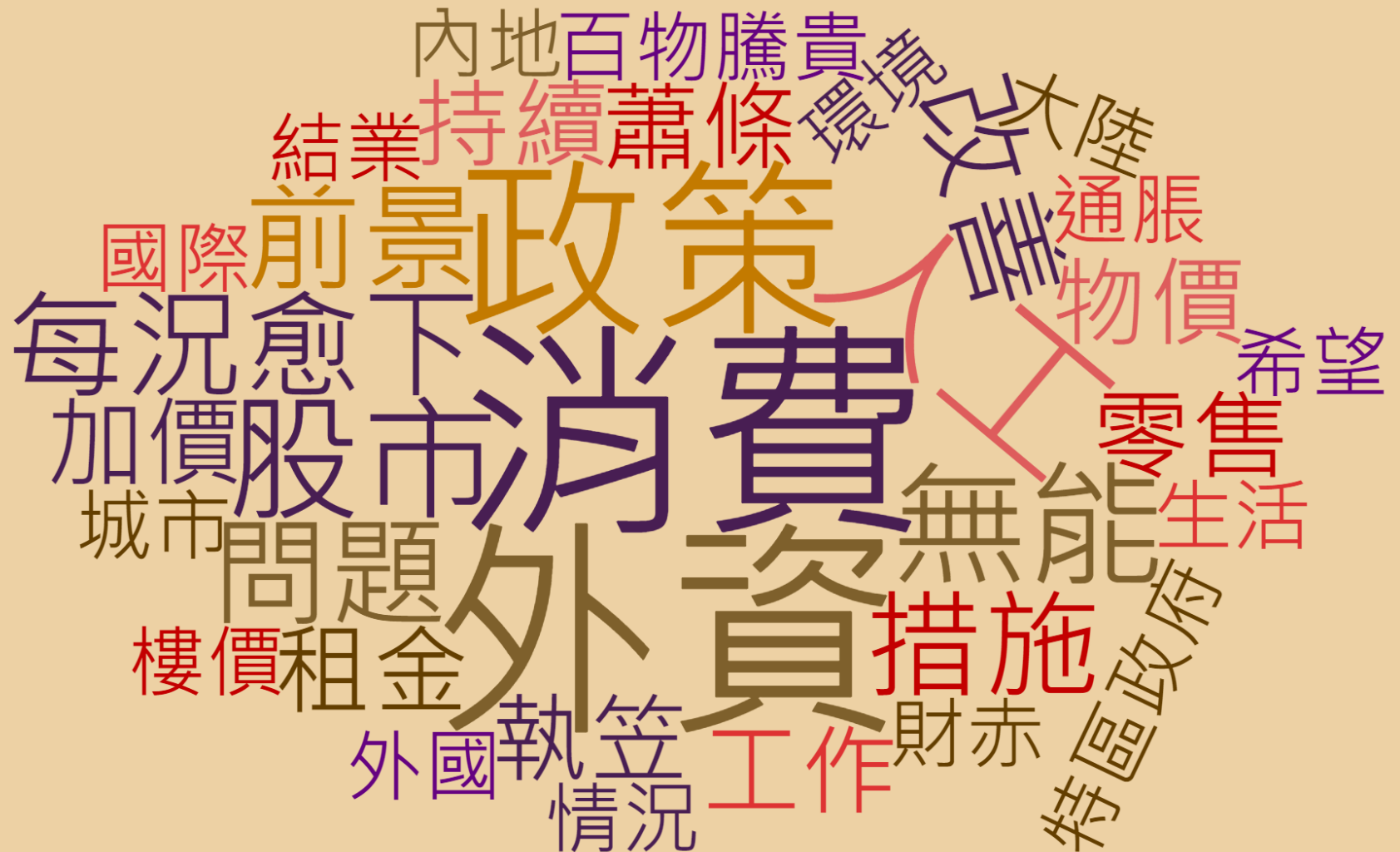
# “POP Panel” Online Survey Open-ended Questions - People’s Appraisal of Economic Condition

18

- **Most frequently appeared words:<sup>^</sup>**

- Consumption (消費) (12)
- Foreign investments (外資) (12)
- Policy (政策) (10)
- Wage (人工) (8)
- Stock market (股市) (7)
- Incapable (無能) (7)

<sup>^</sup> The numbers in the brackets represent the frequency that each word appeared in the responses of this group



# “POP Panel” Online Survey Open-ended Questions - People’s Appraisal of Society’s Conditions

19

- **Summarized the reasons collected by Perplexity AI**
  - We uploaded the responses related to appraisals of the three society’s conditions above to Perplexity AI respectively with the prompt to “sort the content into 3 categories”;
  - Record the **original responses** given by Perplexity AI.

# “POP Panel” Online Survey Open-ended Questions - People’s Appraisal of Political Condition

20

## People’s appraisal of the current political condition

- **Governance and Leadership**
  - Officials criticized as incompetent and lacking initiative
  - Absence of opposition voices in a one-party system
  - Government perceived as unresponsive to public interests
  - Concerns about officials selected based on loyalty over merit
  - Focus on short-term political gains over long-term solutions
- **Civil Liberties and Legal Framework**
  - Loss of speech, assembly, and press freedoms
  - Widespread impact of National Security Law
  - Concerns about selective prosecution and unclear legal boundaries
  - Worries about political interference in the judicial system
  - Changes affecting Hong Kong's global financial center status
- **Societal and Economic Impact**
  - Policies leading to increased societal fragmentation
  - Worries about impact on economy and foreign investment
  - Political changes causing talent exodus
  - Concerns about Hong Kong losing its unique character
  - Increased social stability perceived as coming at the cost of development

# “POP Panel” Online Survey Open-ended Questions - People’s Appraisal of Livelihood Condition

21

## People’s appraisal of the current livelihood condition

- **Economic Pressures**
  - High cost of living and inflation
  - Low wages and income stagnation
  - High unemployment, especially among youth
  - Widening wealth gap
  - Declining business environment
- **Housing Issues**
  - Housing shortage and poor living conditions
  - High property prices and rental costs
  - Inadequate public housing supply
  - Concerns about living space quality
  - Declining property values
- **Government and Social Services**
  - Perceived ineffective policies and resource allocation
  - Inadequate healthcare and elderly care
  - Insufficient support for low-income groups
  - Concerns about education quality and focus
  - Lack of long-term vision for addressing livelihood problems

# “POP Panel” Online Survey Open-ended Questions - People’s Appraisal of Economic Condition

22

## People’s appraisal of the current economic condition

- **Economic Downturn**
  - Widespread business closures and vacant storefronts
  - Declining consumer spending and market performance
  - Job market challenges and stagnant wages
  - Foreign investment withdrawal
  - Rising costs amid economic stagnation
- **Governance Challenges**
  - Lack of effective long-term economic strategy
  - Ineffective stimulus measures and resource allocation
  - Inadequate response to economic challenges
  - Overemphasis on mainland integration at the expense of international competitiveness
  - Perceived disconnection between government policies and economic realities
- **Structural Shifts**
  - Changing international economic positioning
  - Industry imbalance and overreliance on certain sectors
  - Demographic challenges, including an aging population
  - Evolving consumption patterns, including increased cross-border spending
  - Diminishing attractiveness as an international business hub