



HONG KONG PUBLIC OPINION RESEARCH INSTITUTE
香港民意研究所

Tel 電話: (852) 3844 3111

Fax 傳真: (852) 3705 3361

Website 網址: <https://www.pori.hk>

Address: Units 9-11, 6/F, Tower B, Southmark, 11 Yip Hing Street, Wong Chuk Hang

地址: 黃竹坑業興街 11 號南滙廣場 B 座 6 樓 9-11 室

2024 年 7 月 30 日 新聞公報

香港民研發放「民情指數之按月分析」

特別宣佈

香港民意研究所（香港民研）月初宣布，由於相關民意數據沒有下載使用紀錄，我們會擱置三項定期調查，包括「行政會議成員民望」、「六四事件」和「特區成立周年」調查。除非相關題目在年底前錄得下載，則可能會重新啟動。感謝市民支持，於過去一週，我們已錄得新的付費下載活動，唯仍有個別調查系列下載量為零。我們會再觀察一段時間，在年底進行全面檢討。民研重申：我們會根據市民興趣、研究價值、成本效益、會員意見、歷史價值、法律風險等六項因素決定各項調查項目的未來去向。查詢電郵：enquiry@pori.hk。

最新數據

香港民研今日發放「民情指數第 6.37 號報告」，題為「民情指數之按月分析」，屬於第二代民情指數的第三十七份報告。民情指數的正常水平設定值為 100，標準差設定為 15，請[點擊這裏](#)閱讀民情指數的計算方法。

香港民研於 2024 年 4 月 2 日發放「民情指數第 6.26 號報告：民情指數之按月分析」，展示了由 1992 年 7 月至 2024 年 3 月期間的民情走勢。香港民研今日發放的「民情指數第 6.37 號報告」將統計分析日期延伸四個月至 2024 年 7 月，包含前後 32 年期間共 382 個數據點，然後繪成圖表，涵蓋 1992 年至今共六位港督及特首的任期，包括現任特首李家超。

聚焦特首李家超上任以來的民情，可見政評數值於過去 25 個月以來相對平穩，維持在 106 至 118 之間窄幅上落。而社評數值波動相對較大，由 2022 年 7 月至 2023 年 1 月期間，一直在 105 分上下的低位徘徊，然後於 2023 年 2 月急升至 127 分的高位，原因是市民於 2 月和 5 月兩次調查中對各項社會狀況作出相對正面的評價。及至 2023 年 7 月，社評數值又回落至 110 分以下的水平。至於整體民情指數，走勢大致相同，於過去 25 個月沒有出現大上大落，而 2023 年 2 月為李家超上任以來的民情最高點。及至最近幾個月，即 2024 年 3 月至 7 月，政評數值輕微上升，社評數值則輕微下跌，此消彼長下，整體民情指數得以維持在 110 分以上的水平。

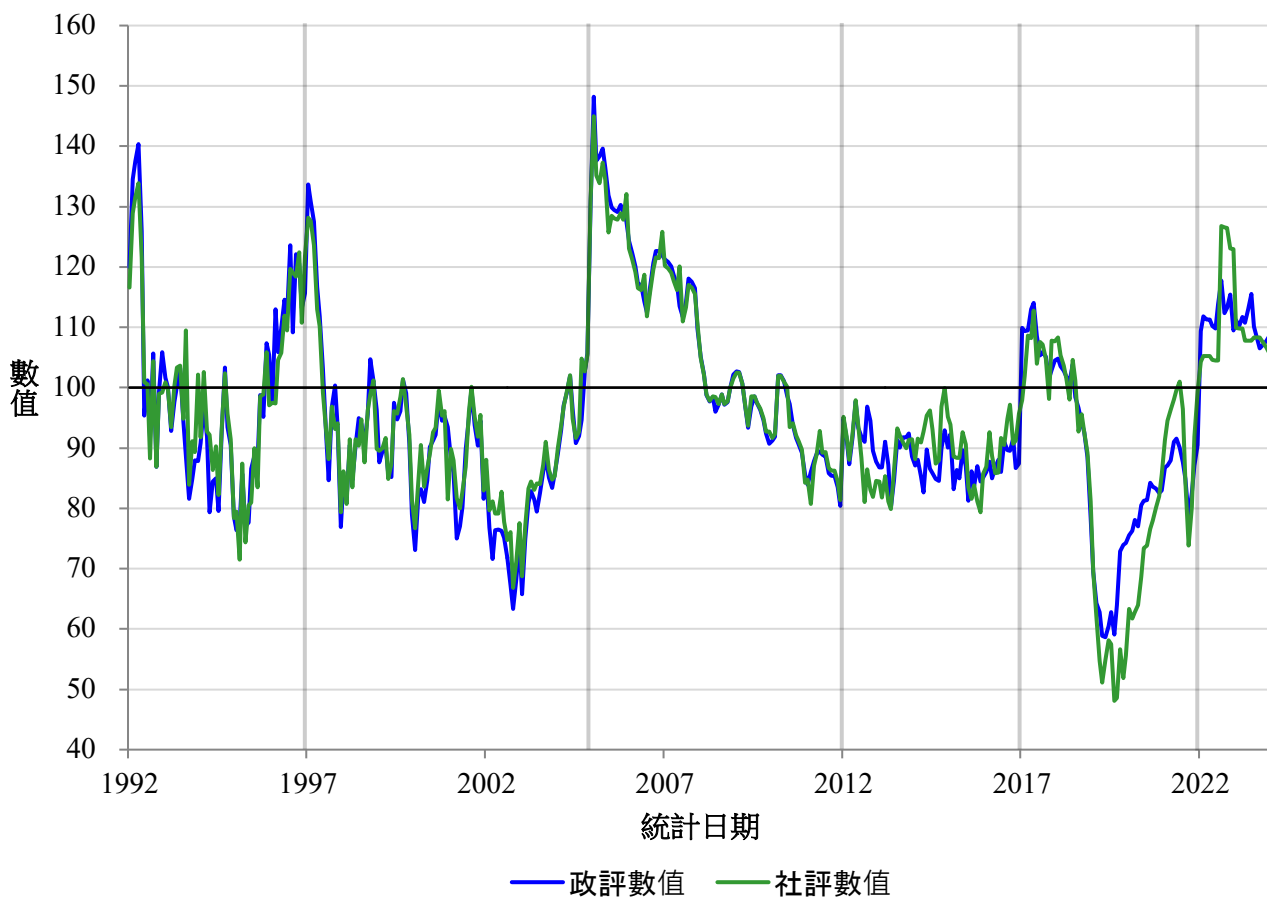
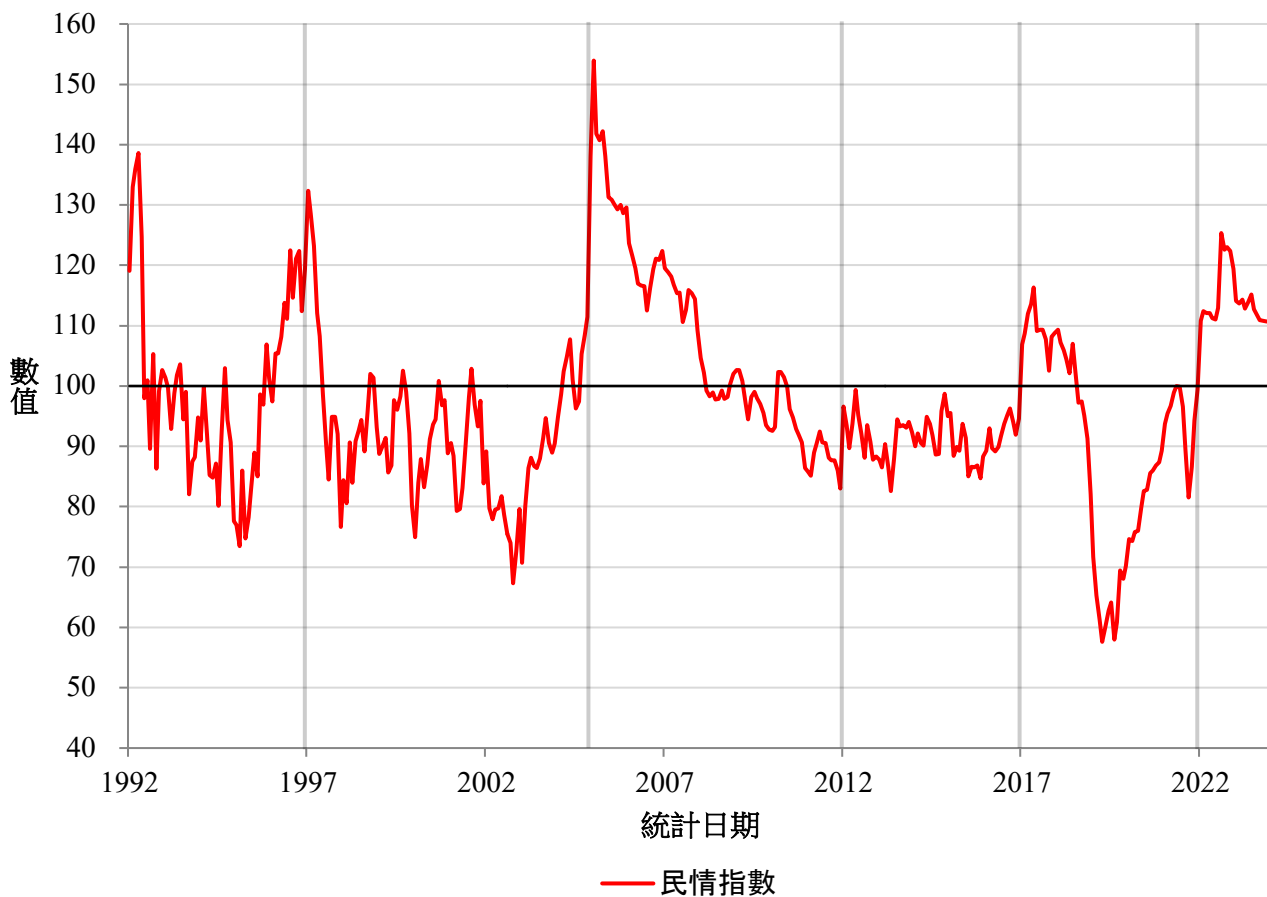
以下是有關分析的近期數表和圖表：

數表：特首李家超上任以來的民情指數（按月分析）

統計日期	政評數值	社評數值	民情指數
2022年7月	109.4	104.3	110.8
2022年8月	111.9	105.3	112.4
2022年9月	111.3	105.2	112.1
2022年10月	111.3	105.2	112.1
2022年11月	110.2	104.5	111.2
2022年12月	109.8	104.5	111.0
2023年1月	113.8	104.5	112.9
2023年2月	117.8	126.8	125.4
2023年3月	112.3	126.6	122.6
2023年4月	113.2	126.5	123.0
2023年5月	115.5	123.1	122.4
2023年6月	109.5	122.9	119.4
2023年7月	111.2	109.9	114.1
2023年8月	110.2	109.8	113.6
2023年9月	111.7	109.8	114.3
2023年10月	110.8	107.8	112.9
2023年11月	112.9	107.8	113.9
2023年12月	115.5	107.7	115.1
2024年1月	110.1	108.3	112.7
2024年3月	106.5	108.3	110.9
2024年5月	107.7	106.7	110.7
2024年7月	109.2	104.9	110.6
最新變化^[1]	+1.6	-1.8	-0.1

[1] 2024年1月起，民情指數的更新頻率改為每兩個月一次。

圖表：民情指數 1992-2024（按月分析）



2024 年 8 月新聞發佈活動預告（暫定）

- 8 月 6 日（星期二）新聞公報和數據更新：民情指數之按公民社會活躍程度分析
- 8 月 13 日（星期二）新聞公報和數據更新：民情指數之按出生地分析
- 8 月 20 日（星期二）新聞公報和數據更新：特首及政府民望質性意見分析
- 8 月 29 日（星期四）下午三時新聞發佈會：社會現況評價、「香港民研意見群組」網上問卷調查結果、「民情指數第 6.40 號報告」



HONG KONG PUBLIC OPINION RESEARCH INSTITUTE
香港民意研究所

Tel 電話: (852) 3844 3111

Fax 傳真: (852) 3705 3361

Website 網址: <https://www.pori.hk>

Address: Units 9-11, 6/F, Tower B, Southmark, 11 Yip Hing Street, Wong Chuk Hang

地址: 黃竹坑業興街 11 號南滙廣場 B 座 6 樓 9-11 室

Press Release on July 30, 2024

HKPORI releases monthly PSI figures

Special Announcement

Hong Kong Public Opinion Research Institute (HKPORI) has announced early this month the suspension of three tracking surveys, namely the “Popularity of Executive Councillors”, “June Fourth Incident” and “HKSAR Anniversary” surveys, due to zero download, but in case a download will occur in coming 6 months, we may consider restarting the relevant survey. Thanks to the public support, some new paid downloads of our unpublished datasets were recorded over the past week. However, there are still some series with zero download. We will wait a while before we conduct our comprehensive review at the end of year. HKPORI reiterates: we would decide the future direction of our tracking surveys based on 6 factors, which include expressed interest, research value, cost-effectiveness, members’ opinion, historical value, and legal risk. Enquiries: enquiry@pori.hk.

Latest Findings

HKPORI today releases its “PSI Report No. 6.37”, titled “Monthly PSI figures”, which is the thirty-seventh release of PSI v2.0. The normal level of the PSI is set at 100 and standard deviation at 15. Please [click here](#) to read the computation method of the PSI.

HKPORI released its “PSI Report No. 6.26: Monthly PSI figures” on April 2, 2024, showing the trend of public sentiment from July 1992 to March 2024. The “PSI Report No. 6.37” released today extends the analysis coverage period for 4 more months up to July 2024, tabulating and creating charts with 382 PSI data points over the past 32 years, covering the terms of six Governor / Chief Executives since 1992, including the incumbent CE John Lee.

Focusing on the public sentiment after CE John Lee took office, the Government Appraisal (GA) score has remained relatively stable over the past 25 months, only fluctuating within a narrow range between 106 and 118. Meanwhile, the Society Appraisal (SA) score fluctuated relatively more, hovering around its low level at around 105 from July 2022 to January 2023, and then surged to its highest point at 127 in February 2023, reason being people’s appraisals of society’s conditions have become relatively positive in our surveys in February and May. Then in July 2023, the SA score began to drop back to its low level below 110 again. As for the trend of the overall PSI, it shared a similar pattern. There has been no significant ups and downs in the past 25 months and February 2023 was the highest point registered since John Lee took office. In recent few months, i.e. from March to July 2024, the GA score has slightly increased, whereas the SA score has slightly dropped. Their effects were by and large offset, thus keeping the overall PSI at the level of 110 or above.

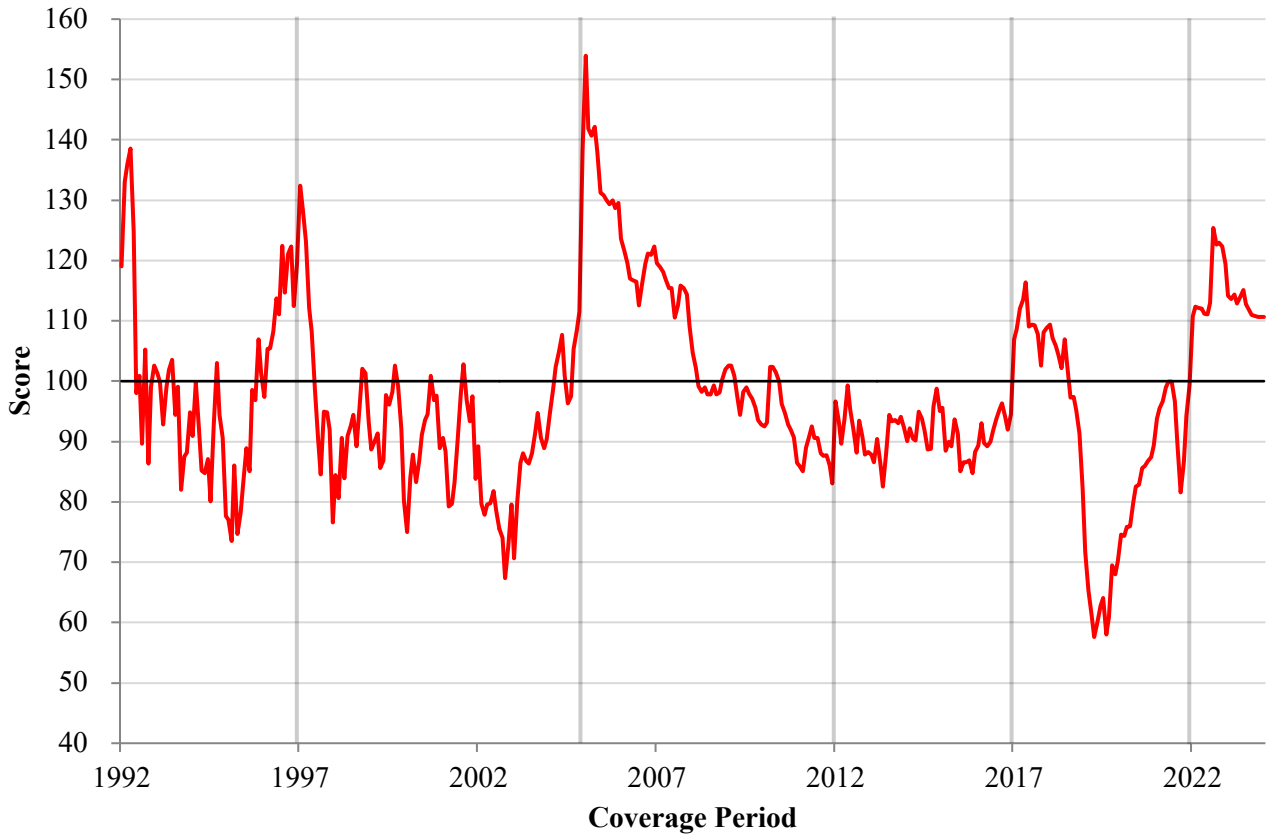
The following are the summary table of recent data and chart of the analysis:

Summary table: PSI since Chief Executive John Lee took office (Monthly figures)

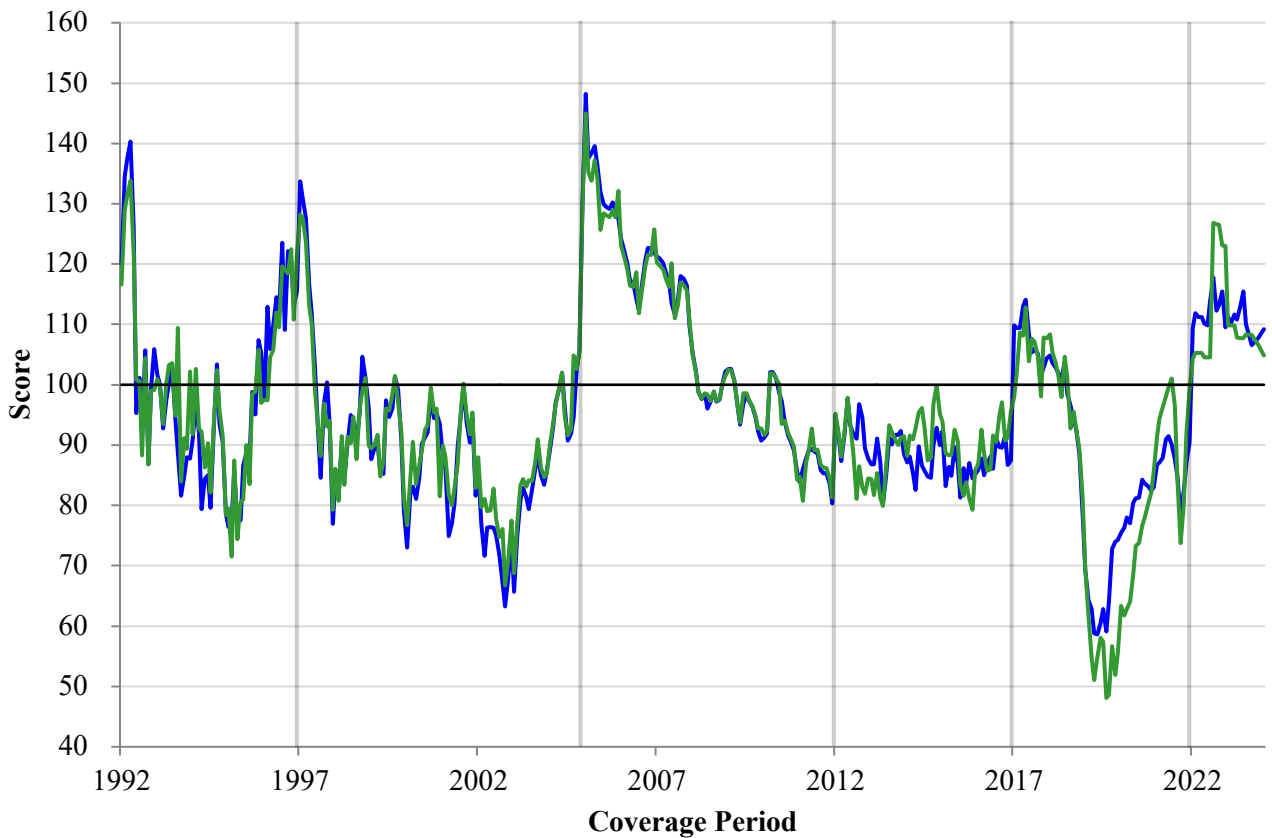
Coverage Period	Government Appraisal (GA)	Society Appraisal (SA)	Public Sentiment Index (PSI)
July 2022	109.4	104.3	110.8
August 2022	111.9	105.3	112.4
September 2022	111.3	105.2	112.1
October 2022	111.3	105.2	112.1
November 2022	110.2	104.5	111.2
December 2022	109.8	104.5	111.0
January 2023	113.8	104.5	112.9
February 2023	117.8	126.8	125.4
March 2023	112.3	126.6	122.6
April 2023	113.2	126.5	123.0
May 2023	115.5	123.1	122.4
June 2023	109.5	122.9	119.4
July 2023	111.2	109.9	114.1
August 2023	110.2	109.8	113.6
September 2023	111.7	109.8	114.3
October 2023	110.8	107.8	112.9
November 2023	112.9	107.8	113.9
December 2023	115.5	107.7	115.1
January 2024	110.1	108.3	112.7
March 2024	106.5	108.3	110.9
May 2024	107.7	106.7	110.7
July 2024	109.2	104.9	110.6
Latest Change^[1]	+1.6	-1.8	-0.1

[1] Starting from January 2024, the PSI update frequency was changed to once every two months.

Chart: PSI 1992-2024 (Monthly figures)



— Public Sentiment Index (PSI)



— Government Appraisal (GA) — Society Appraisal (SA)

Press Events Forecast for August 2024 (Tentative)

- August 6 (Tuesday) press release and figures update: PSI per Activeness in Civil Society
- August 13 (Tuesday) press release and figures update: PSI per Place of Birth
- August 20 (Tuesday) press release and figures update: Qualitative Data Analysis on Popularities of CE and SAR Government
- August 29 (Thursday) at 15:00, press conference: Appraisal of Society's Conditions, "POP Panel" Online Survey Results, "PSI Report No. 6.40"